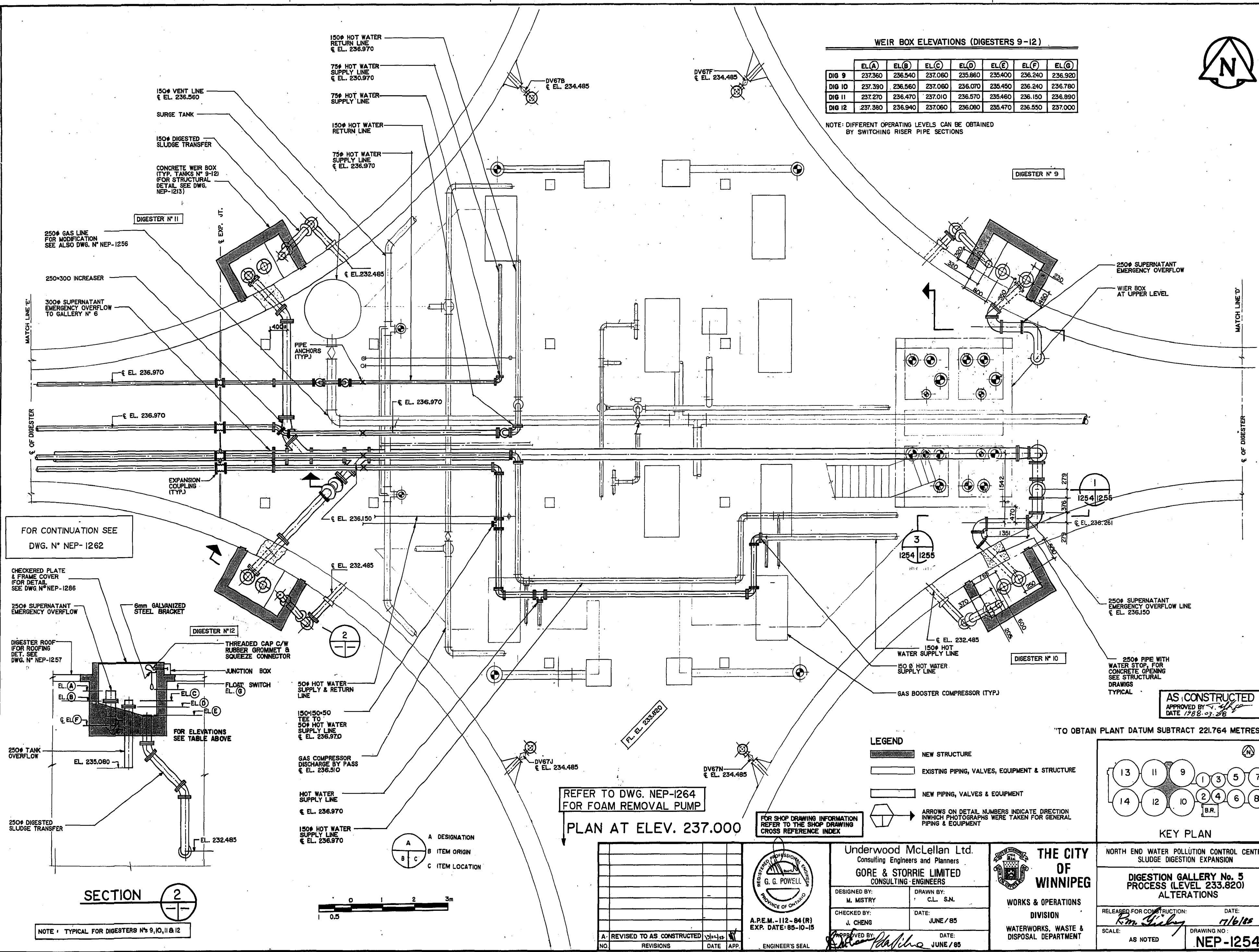



WEIR BOX ELEVATIONS (DIGESTERS 9-12)

	EL(A)	EL(B)	EL(C)	EL(D)	EL(E)	EL(F)	EL(G)
DIG 9	237.360	236.540	237.060	235.860	235.400	236.240	236.920
DIG 10	237.390	236.560	237.060	236.070	235.450	236.240	236.780
DIG 11	237.270	236.470	237.010	236.570	235.460	236.150	236.890
DIG 12	237.380	236.940	237.060	236.080	235.470	236.550	237.000

NOTE: DIFFERENT OPERATING LEVELS CAN BE OBTAINED BY SWITCHING RISER PIPE SECTIONS



FOR CONTINUATION SEE DWG. N° NEP-1262

CHECKED PLATE & FRAME COVER (FOR DETAIL SEE DWG. N° NEP-1286)

250# SUPERNATANT EMERGENCY OVERFLOW

DIGESTER ROOF FOR ROOFING DET. SEE DWG. N° NEP-1257

250# TANK OVERFLOW

250# DIGESTED SLUDGE TRANSFER

SECTION 2

NOTE: TYPICAL FOR DIGESTERS N°s 9, 10, 11 & 12

THREADED CAP C/W RUBBER GROMMET & SQUEEZE CONNECTOR

JUNCTION BOX

FLOAT SWITCH

FOR ELEVATIONS SEE TABLE ABOVE

50# HOT WATER SUPPLY & RETURN LINE

150# 50x50 TEE TO 50# HOT WATER SUPPLY LINE

GAS COMPRESSOR DISCHARGE BY PASS

HOT WATER SUPPLY LINE

150# HOT WATER SUPPLY LINE

A DESIGNATION  
B ITEM ORIGIN  
C ITEM LOCATION



REFER TO DWG. NEP-1264 FOR FOAM REMOVAL PUMP

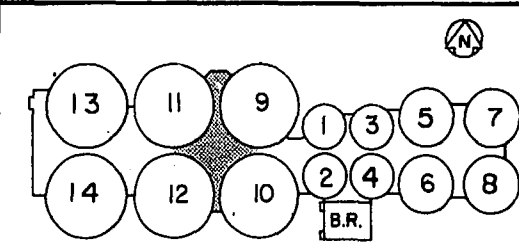
PLAN AT ELEV. 237.000

FOR SHOP DRAWING INFORMATION REFER TO THE SHOP DRAWING CROSS REFERENCE INDEX

LEGEND

- NEW STRUCTURE
- EXISTING PIPING, VALVES, EQUIPMENT & STRUCTURE
- NEW PIPING, VALVES & EQUIPMENT
- ARROWS ON DETAIL NUMBERS INDICATE DIRECTION IN WHICH PHOTOGRAPHS WERE TAKEN FOR GENERAL PIPING & EQUIPMENT

"TO OBTAIN PLANT DATUM SUBTRACT 221.764 METRES"



KEY PLAN

NORTH END WATER POLLUTION CONTROL CENTRE  
SLUDGE DIGESTION EXPANSION

DIGESTION GALLERY No. 5  
PROCESS (LEVEL 233.820)  
ALTERATIONS

RELEASED FOR CONSTRUCTION: DATE: 17/6/85

SCALE: AS NOTED DRAWING NO: NEP-1254

NO.	REVISIONS	DATE	APP.
A	REVISED TO AS CONSTRUCTED	17/6/85	

REGISTERED PROFESSIONAL ENGINEER  
G. G. POWELL  
PROVINCE OF ONTARIO  
A.P.E.M.-112-84(R)  
EXP. DATE: 85-10-15  
ENGINEER'S SEAL

Underwood McLellan Ltd.  
Consulting Engineers and Planners  
GORE & STORRIE LIMITED  
CONSULTING ENGINEERS  
DESIGNED BY: M. MISTRY  
DRAWN BY: C.L. S.N.  
CHECKED BY: J. CHENG  
DATE: JUNE / 85  
APPROVED BY: [Signature]  
DATE: JUNE / 85

THE CITY OF WINNIPEG  
WORKS & OPERATIONS DIVISION  
WATERWORKS, WASTE & DISPOSAL DEPARTMENT

AS CONSTRUCTED  
APPROVED BY: [Signature]  
DATE: 1988-07-26