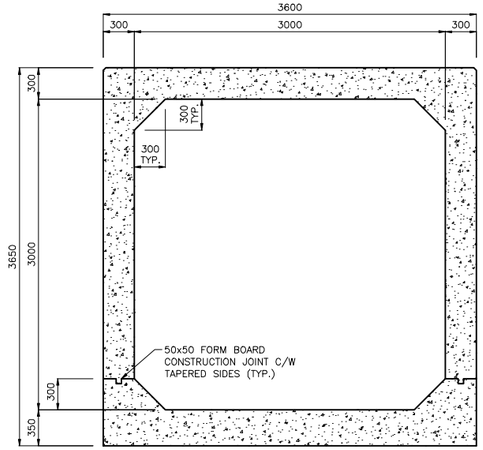

A 8 9 TYP. SECTION

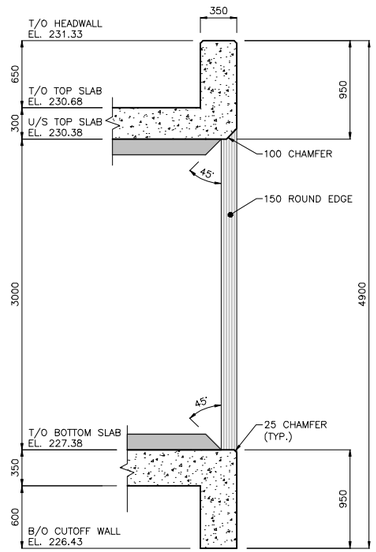

B 8 9 SECTION

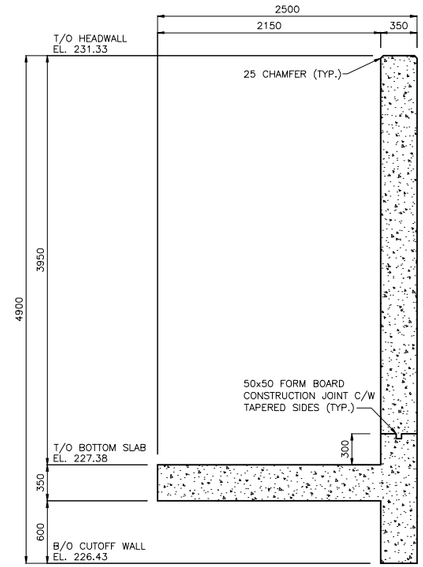

C 8 9 TYP. HEADWALL SECTION

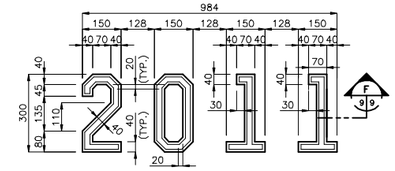

1 9 9 DETAIL
1:10

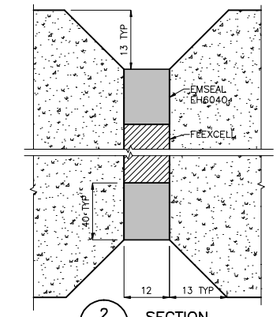

2 9 9 SECTION
1:1

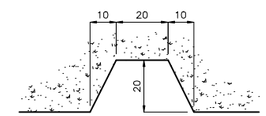

F 9 9 SECTION
1:1

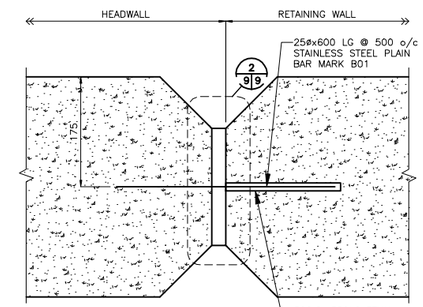

G 9 9 SECTION
1:1

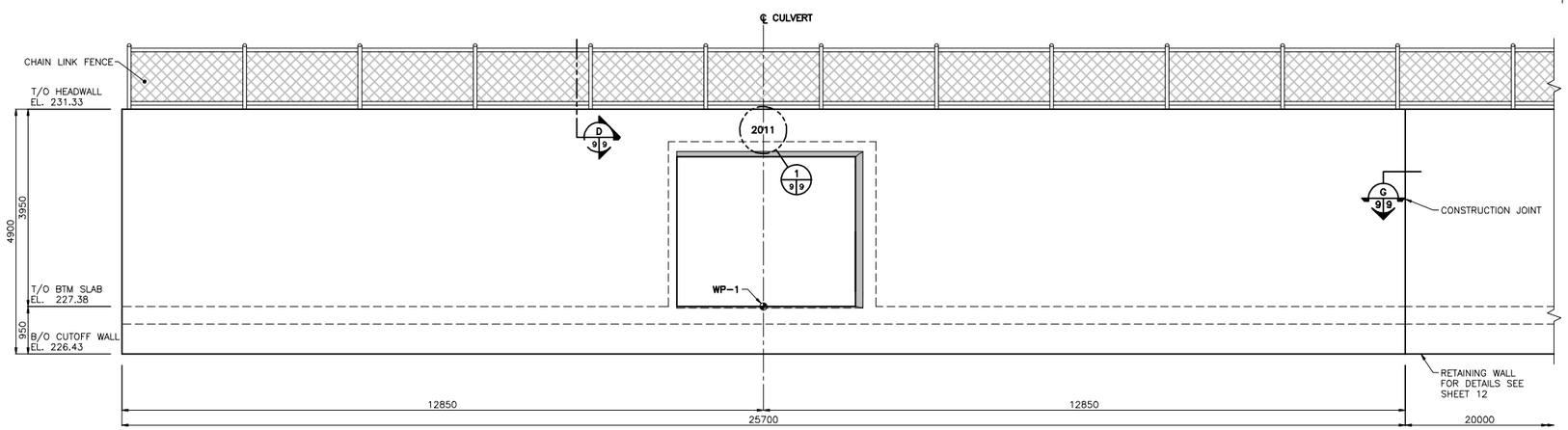

E 8 9 VIEW
1:50

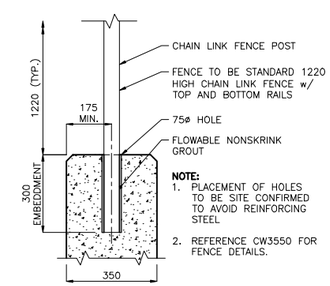

NOTE:
1. PLACEMENT OF HOLES TO BE SITE CONFIRMED TO AVOID REINFORCING STEEL
2. REFERENCE CW3550 FOR FENCE DETAILS.

D 14 9 D 9 9 FENCE SECTION
1:10

BILL OF MISCELLANEOUS METALS

MARK	QTY.	DESCRIPTION	COMPONENT MASS (kg)	TOTAL MASS (kg)
B01	15	STAINLESS STEEL PLAIN BAR 25ø x 600 LG	2.38	35.7
B02	15	STAINLESS STEEL EXPANSION SLEEVE 32.00 x 350 LG	1.20	18.0
TOTAL MASS OF MISCELLANEOUS STEEL				53.7 kg

APEGM
Certificate of Authorization
Stantec Consulting Ltd.
No. 1901 Date:_____

LOCATION APPROVED
UNDERGROUND STRUCTURES

SUPV. U/G STRUCTURES COMMITTEE DATE

NOTE:
LOCATION OF UNDERGROUND STRUCTURES AS SHOWN ARE BASED ON THE BEST INFORMATION AVAILABLE BUT NO GUARANTEE IS GIVEN THAT ALL EXISTING UTILITIES ARE SHOWN OR THAT THE GIVEN LOCATIONS ARE EXACT. CONFIRMATION OF EXISTENCE AND EXACT LOCATION OF ALL SERVICES MUST BE OBTAINED FROM THE INDIVIDUAL UTILITIES BEFORE PROCEEDING WITH CONSTRUCTION.

B.M.
ELEV.

NO.	REVISIONS	DATE	BY
1	ISSUED FOR ADDENDUM No. 1	11.01.18	K.S.A.
0	ISSUED FOR TENDER	11.01.06	K.S.A.

Stantec Consulting Ltd.
905 Waverley Street, Winnipeg, Manitoba
Tel 204-489-5900 Fax 204-453-9012

DESIGNED BY K.S.A.
CHECKED BY V.M.M. / K.S.A.
DRAWN BY J.M.B.
APPROVED BY K.S.A.
SCALE: 1:25 U.N.O.
RELEASED FOR CONSTRUCTION:
DATE 09.12.11
DATE

ENGINEER'S SEAL

CONSULTANT DRAWING NO.
S-102

THE CITY OF WINNIPEG
WATER AND WASTE DEPARTMENT
ENGINEERING DIVISION

KENASTON BOULEVARD
AT BISHOP GRANDIN BOULEVARD
CONCRETE CULVERT EXTENSION
CONCRETE SECTIONS & DETAILS

SHEET 9 OF 14
CAD FILE DRAWING NUMBER 04840s-102-727.dwg
CITY DRAWING NUMBER C375-11-09

V:\1137\active\113704840\drawing\402_design\struct_Dwg\culvert\04840s-102-727.dwg
2011-12-11 03:00PM By: jasmanto