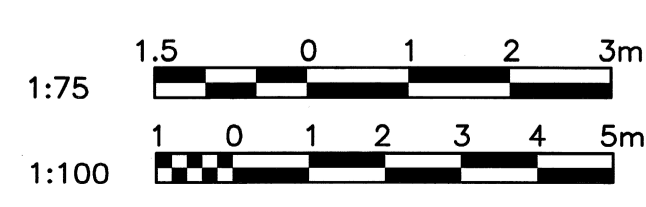
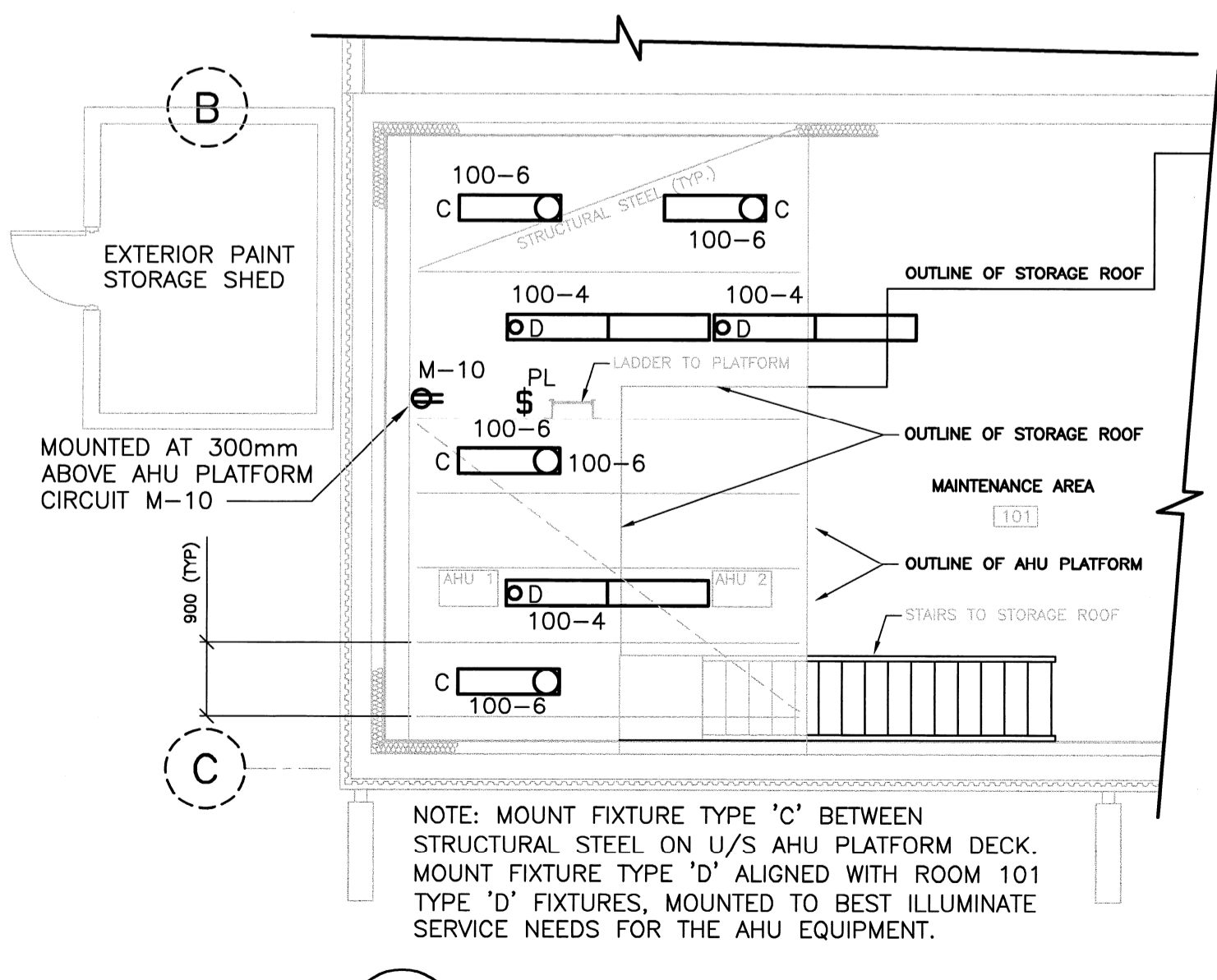
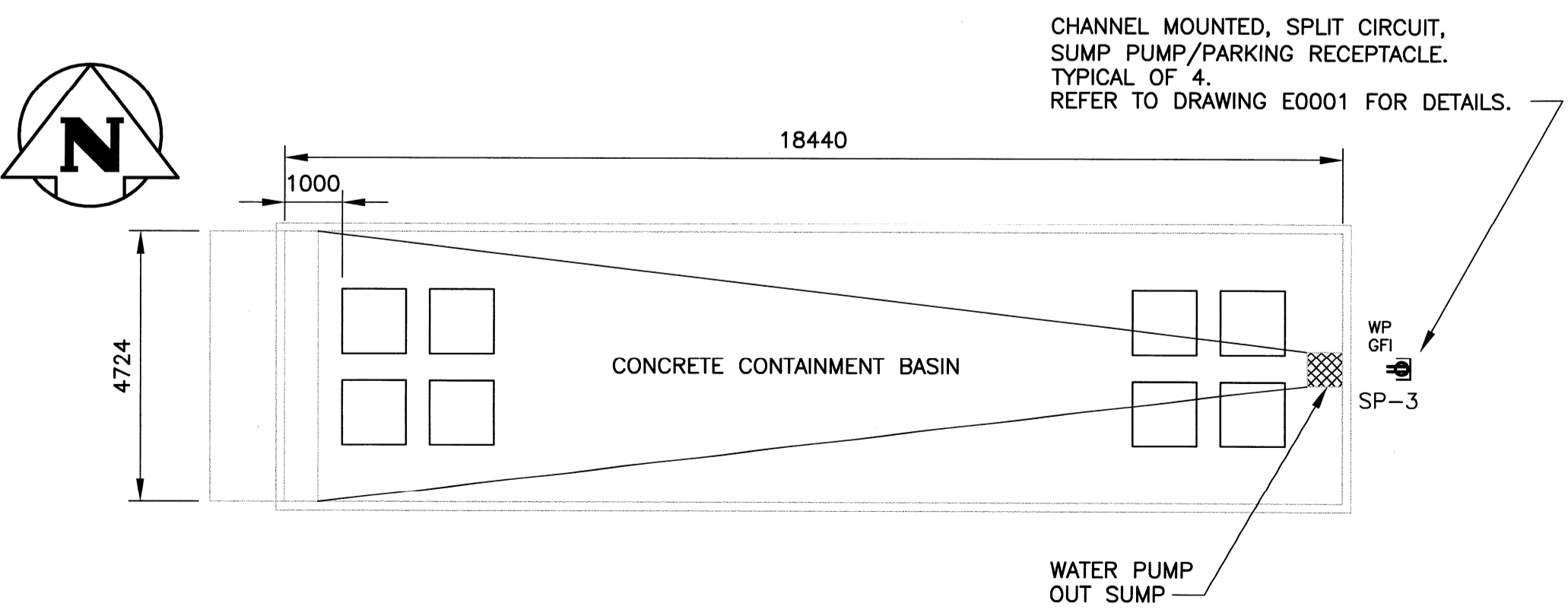


NOTES:

1. PROVIDE REYCHEM, OR APPROVED EQUAL, SELF-REGULATING HEAT TRACE SYSTEM TO PREVENT FREEZING IN THE DOMESTIC COLD WATER BUILDING SUPPLY AND THE SEWAGE PIPING. HEAT TRACING SHALL RUN FROM THE INTERIOR OF THE BUILDING, APPROXIMATELY 600mm A.F.F., TO BELOW THE FROST LINE. COORDINATE INSTALLATION WITH PIPING & INSULATION TRADES. ALL JUNCTION/DEVICE BOXES SHALL BE LOCATED WITHIN THE BUILDING INTERIOR. SUBMIT SHOP DRAWING TO CONTRACT ADMINISTRATOR ILLUSTRATING CALCULATED LOAD & LAYOUT OF EQUIPMENT FOR APPROVAL PRIOR TO EQUIPMENT PROCUREMENT AND INSTALLATION.
2. ALL EXISTING LIGHTING FIXTURES ARE BEING REPLACED WITH NEW. EXISTING WIRING MAY BE REUSED IF IN GOOD CONDITION AND ACCEPTABLE TO LOCAL AUTHORITIES HAVING JURISDICTION. EXISTING WIRING NEEDING EXTENSION TO THE NEW FIXTURE SHALL BE TERMINATED IN A JUNCTION BOX AND EXTENDED WITH NEW WIRING.
3. ALL EXISTING LIGHTING CONTROL SWITCHES ARE BEING REPLACED WITH NEW. EXISTING WIRING MAY BE REUSED IF IN GOOD CONDITION AND ACCEPTABLE TO LOCAL AUTHORITIES HAVING JURISDICTION. EXISTING WIRING NEEDING EXTENSION TO THE NEW DEVICE SHALL BE TERMINATED IN A JUNCTION BOX AND EXTENDED WITH NEW WIRING.
4. ANY ELECTRICAL IN TRUCK BAY 107 LOCATED WITHIN 50mm ABOVE FLOOR SHALL BE SUITABLE FOR CLASS 1, ZONE 2 INSTALLATIONS.



0	ISSUED FOR TENDER	09.04.17	L.K.
NO.	DESCRIPTION	DATE	ISSUED BY
REVISIONS/ISSUE			
<small>THE CONTENT OF THIS DOCUMENT IS NOT INTENDED FOR THE USE OF, NOR IS IT INTENDED TO BE RELIED UPON BY ANY PERSON, FIRM OR CORPORATION, OTHER THAN THE CLIENT AND WARDROP ENGINEERING INC. WARDROP ENGINEERING DENIES ANY LIABILITY WHATSOEVER TO OTHER PARTIES FOR DAMAGES OR INJURY SUFFERED BY SUCH THIRD PARTY ARISING FROM USE OF THIS DOCUMENT BY THEM, WITHOUT THE EXPRESS PRIOR WRITTEN AUTHORITY OF WARDROP ENGINEERING AND OUR CLIENT. THIS DOCUMENT IS SUBJECT TO FURTHER RESTRICTIONS IMPOSED BY THE CONTRACT BETWEEN THE CLIENT AND WARDROP ENGINEERING INC. AND THESE PARTIES' PERMISSION MUST BE SOUGHT REGARDING THIS DOCUMENT IN ALL OTHER CIRCUMSTANCES.</small>			
CLIENT			
CITY OF WINNIPEG PUBLIC WORKS TRAFFIC SERVICES			
WARDROP Engineering Inc.			
PROJECT NAME			
RENOVATIONS FOR PAVEMENT MARKING OPERATIONS FACILITY			
DRAWING DESCRIPTION			
FLOOR PLAN LIGHTING, POWER AND SYSTEMS LAYOUTS			
DESIGNED BY:	DRAWN BY:	CHECKED BY:	
CPG	T.S.	L.K.	
APPROVED BY:			
SCALE:	AS NOTED	DATE:	09.02.18
DRAWING NO.	0900070300-DWG-E0003		REV. 0