

FILE NAME: XXXXXXXX-V01.dwg

DATE: 2009.02.25

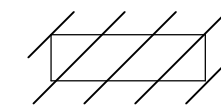
DESCRIPTION: LEGENDS AND ABBREVIATIONS

PROJECT No: 108805

ADDRESS: 251 DONALD STREET

DEMOLITION SYMBOLS

TO BE REMOVED



DUCTWORK SYMBOLS

| DESCRIPTION | UP | DOWN | DAMPERS | SYMBOL |
|----------------------|----------------|------|-----------------------------|--------|
| ROUND DUCT | | | BALANCING DAMPER | |
| SUPPLY AIR | | | BACKDRAFT DAMPER | |
| RETURN AIR | | | FIRE DAMPER | |
| EXHAUST AIR | | | MOTORIZED DAMPER | |
| AIR FLOW DIRECTION | | OR | FLEXIBLE DUCTWORK | |
| DUCT SIZE CONVENTION | WIDTH x HEIGHT | | | |
| | | | ACOUSTICALLY LINED DUCTWORK | |

CONTROL ABBREVIATIONS LIST

| | |
|----|-----------------------|
| AI | ANALOG INPUT SIGNAL |
| AO | ANALOG OUTPUT SIGNAL |
| DI | DIGITAL INPUT SIGNAL |
| DO | DIGITAL OUTPUT SIGNAL |

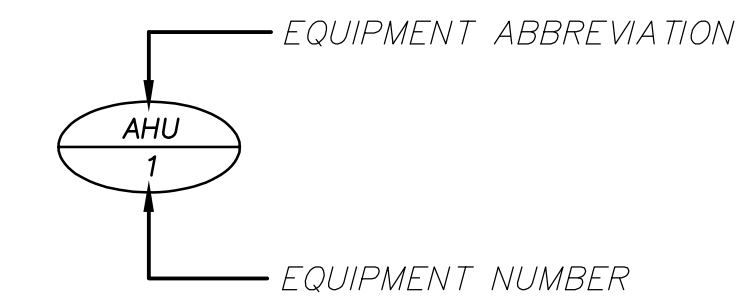
MECHANICAL EQUIPMENT ABBREVIATIONS LIST

| | | | |
|-----|-------------------|-----|-------------|
| MUA | MAKE-UP AIR UNIT | E/A | EXHAUST AIR |
| AHU | AIR HANDLING UNIT | M/A | MIXED AIR |
| EF | EXHAUST FAN | O/A | OUTSIDE AIR |
| SA | SILENCER | R/A | RETURN AIR |
| SF | SUPPLY FAN | S/A | SUPPLY AIR |
| UH | UNIT HEATER | | |

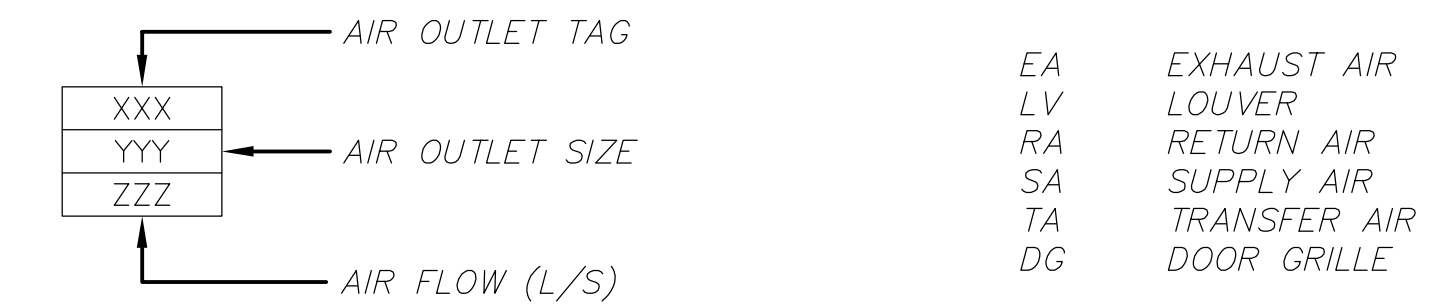
CONTROL SYMBOLS

| DESCRIPTION | SYMBOL |
|---------------------------------------|----------------------------------|
| THERMOSTAT | |
| HUMIDISTAT | |
| SWITCH | |
| TEMPERATURE SENSOR | |
| TEMPERATURE TRANSMITTER | |
| FREEZE STAT | |
| DISCONNECT SWITCH | |
| MOTOR | |
| MOTORIZED ACTUATOR | |
| CURRENT SENSING RELAY | |
| PRESSURE SENSOR | |
| FLOW SWITCH | |
| LIMIT SWITCH | |
| SMOKE DETECTOR | |
| CARBON MONOXIDE SENSOR | |
| BACK DRAFT DAMPER | |
| CARBON DIOXIDE SENSOR | |
| SCR ELECTRIC HEATING COIL INTERLOCK | |
| THREE PHASE WIRING BY OTHERS (N.I.C.) | DENOTES NUMBER OF WIRES REQUIRED |
| SINGLE PHASE WIRING BY DIVISION 26. | |
| CONTROL WIRING BY DIVISION 23. | |
| CONTROL WIRING (LOW VOLTAGE) | |
| CONTROL WIRING (LINE VOLTAGE) | |
| LOW WATER CUT OFF DEVICE | |

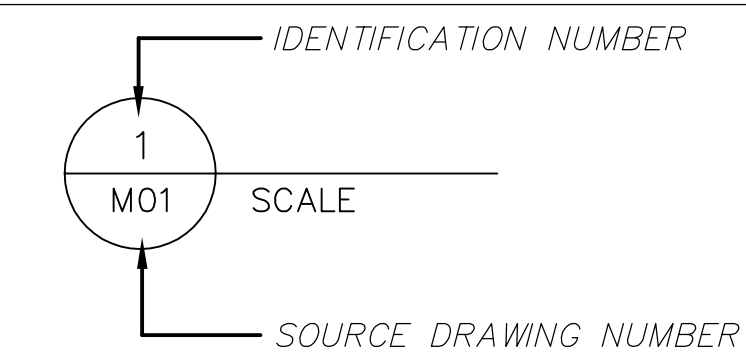
EQUIPMENT IDENTIFICATION



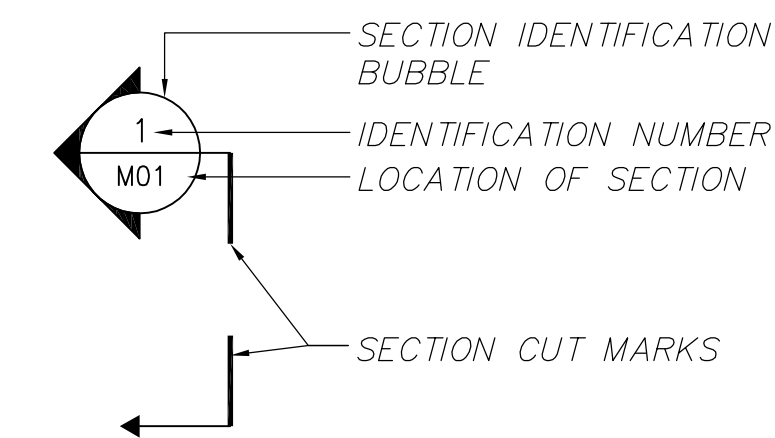
AIR OUTLET IDENTIFICATION



SECTION TITLE



SECTION CUT MARK



NOTES :

| | | | |
|-----|----------------------|----|------------|
| 00 | ISSUED FOR TENDER | DC | 2009.04.15 |
| NO. | REVISION/DESCRIPTION | BY | DATE |

SEALS

AECOM

| | | | |
|----------|------------|---------------|----------|
| DRAWN BY | DL | CHECKED BY | APPROVED |
| DATE | 2009.02.25 | USER APPROVAL | |

CITY OF WINNIPEG
PLANNING, PROPERTY AND
DEVELOPMENT DEPARTMENT
CIVIC ACCOMMODATIONS DIVISION
300 - 65 GARRY ST. R3C 4K4

PROJECT
MILLENNIUM LIBRARY
NOISE ABATEMENT
PHASE 1 - BID OPP. NO. 182-2009
251 DONALD STREET, WINNIPEG, MANITOBA

SHEET TITLE
LEGENDS AND ABBREVIATIONS

Certificate of Authorization
AECOM Canada Ltd.
Original dated on:
No. 4671 Date:

| | | |
|-------|-------------|-----------|
| SCALE | PROJECT NO. | SHEET NO. |
| | 2007-003 | M01 |

DRAWING SHEET SIZE: A1 (841mm x 594mm) PLOT 1:1