

DETAIL F  
DRAWING No. 4

DETAIL A  
DRAWING No. 4


DETAIL O  
DRAWING No. 4

DETAIL E  
DRAWING No. 4











DETAIL D  
DRAWING No. 4

DETAIL F  
DRAWING No. 4





DETAIL G  
DRAWING No. 4

  
**THE CITY OF WINNIPEG**  
**WATER AND WASTE DEPARTMENT**  
 2009 SEWER CLEANING AND INSPECTION  
**Contract No. 36**  
**Bid Opportunity No. 17-2009**  
**WINDSOR PARK WASTEWATER SEWER DISTRICT**  
**SEWER NETWORK SIZES**

**LEGEND**

	TRANSCONA SEWER DISTRICT BOUNDARY		SRS & LDS
	CS & WWS (TO BE INSPECTED)		CB LEADS
	CS & WWS MANHOLES (TO BE INSPECTED)		CATCH BASINS
	CS & WWS PLUGS		CURB INLETS
	CS & WWS TEES		LDS & SRS MANHOLES

**ASSET TYPE IDENTIFIERS**

SEWERMAN =  MA  
 MANHOLE =  MH  
 SEWER TEE =  TE  
 SEWER PLUG =  PL

**DRAWING No. 3**

Scale 1:3500

0 100 200 300 400 500  
Meters