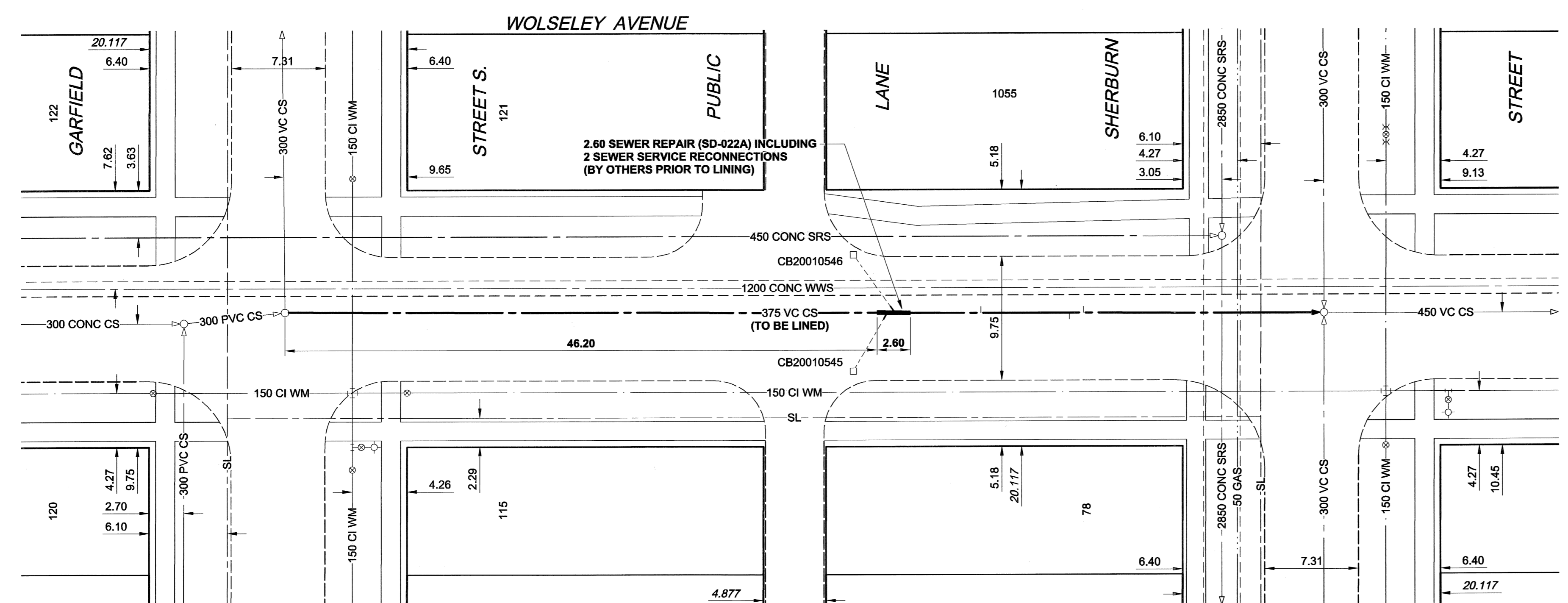
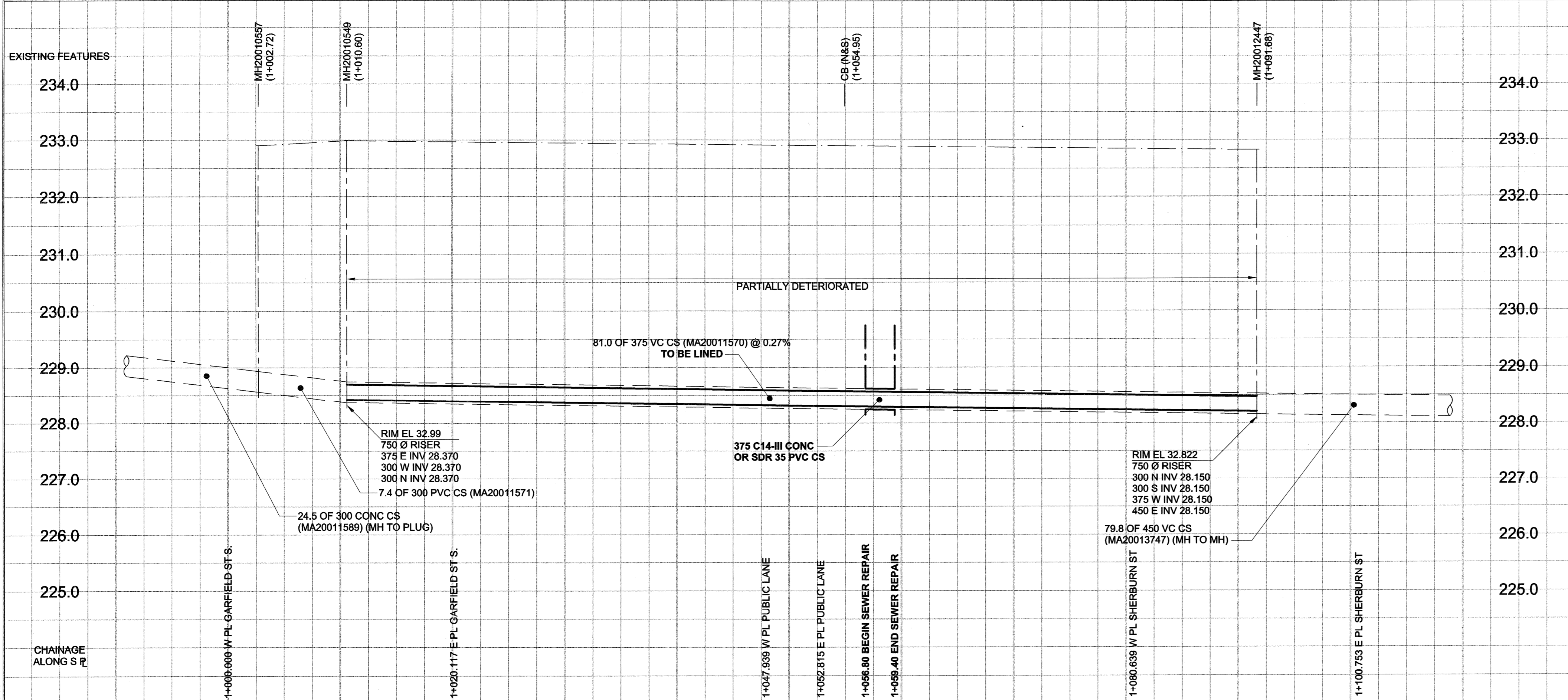


D SIZE 22" x 34" (559mm x 864mm)

PLOT: 080707 3:00:50 PM

UMA FILE NAME: D265-228-01_00-C-1024_RX.dwg Saved By: lberard



SEWER JUNCTION INFORMATION

REF. MH	DIST FROM	SIZE	CLOCK AT
MH20010549	47.00	2000	01
MH20010549	47.80	2000	10
MH20010549	54.30	1500	10
MH20010549	61.20	1500	02
MH20010549	62.30	1500	10

*JUNCTION INFORMATION FROM VIDEO INSPECTION

WARNING
 IF POWER EQUIPMENT OR EXPLOSIVES ARE TO BE USED FOR EXCAVATION ON THIS PROJECT, THE CONTRACTOR MUST:
 1) NOTIFY THE GAS COMPANY OF THE PROPOSED LOCATION OF EXCAVATION.
 2) TAKE PRECAUTION TO AVOID DAMAGE TO GAS COMPANY INSTALLATIONS.
 SEE PROVINCIAL REGULATION 140/92 FOR DETAILS

EXISTING	LEGEND - PLAN	NEW	EXISTING	LEGEND - PLAN	NEW	EXISTING	LEGEND - PROFILE	NEW
150 WM	WATERMAIN	150 WM	150 WM	WATERMAIN	150 WM	300 LDS	LAND DRAINAGE SEWER	300 LDS
300 LDS	LAND DRAINAGE SEWER	300 LDS	250 WWS	WASTE WATER SEWER	250 WWS	MANHOLE	MANHOLE	MANHOLE
250 WWS	WASTE WATER SEWER	250 WWS	MTS	MTS	MTS	CATCH BASIN	CATCH BASIN	CATCH BASIN
○	MANHOLE	●	▲	CURB INLET	▲	△	CURB INLET	△
□	CATCH BASIN	■	▴	CULVERT	▴	▬	PIPE ABANDONMENTS	▬
▬	CULVERT	▬	▬	PIPE ABANDONMENTS	▬	+	SURVEY BAR	+
+	PIPE ABANDONMENTS	+	○	SURVEY BAR	○	○	CURB STOP	○
○	SURVEY BAR	○	○	CURB STOP	○	○	REDUCER	○
○	CURB STOP	○	○	REDUCER	○	○	COUPLING	○
○	REDUCER	○	○	COUPLING	○	○	ANODE	○
○	COUPLING	○	○	ANODE	○	○	HYDRO	○
○	ANODE	○	○	HYDRO	○	○	MTS	○
○	HYDRO	○	○	MTS	○	○	GAS	○
○	MTS	○	○	GAS	○	○	TESTHOLE	○
○	GAS	○	○	TESTHOLE	○	○	LAMP STANDARD	○
○	TESTHOLE	○	○	LAMP STANDARD	○	○	TREE	○
○	LAMP STANDARD	○	○	TREE	○	○		○
○	TREE	○	○		○	○		○


METRIC
 WHOLE NUMBERS INDICATE MILLIMETRES
 DECIMALIZED NUMBERS INDICATE METRES

LOCATION APPROVED
 UNDERGROUND STRUCTURES

BM 37-061
 ELEV 233.252m

W. side Garfield St. S. N. of Wolsley Ave.,
 Tilt: in S. Conc. foundation No. 122-12
 Garfield St. S., 4.7 m W. & 0.4 m below stucco
 of S.E. Cor. of dwelling.

DESIGNED BY: ALD / MJR
 CHECKED BY: [Signature]
 DRAWN BY: KMB
 APPROVED BY: [Signature]
 HOR. SCALE: 1:250
 VERT. SCALE: 1:50
 DATE: 08/07/08



UMA ENGINEERING LTD. (MB)
 No. 256 Date: 08/07/08

THE CITY OF WINNIPEG
 WATER AND WASTE DEPARTMENT

2008 COMBINED SEWER RENEWALS
 BY CIPP LINING
 CONTRACT 15
 WOLSELEY AVENUE
 GARFIELD STREET SOUTH
 TO SHERBURN STREET

SHEET 19 OF 19
 CITY DRAWING NUMBER
8598

PROFESSIONAL'S SEAL
 PROVINCE OF MANITOBA
 C.C. MACEY
 REGISTERED ENGINEER
 CONSULTANT DRAWING NO. 19
 D265-228-01

BID OPPORTUNITY NO. 467-2008