
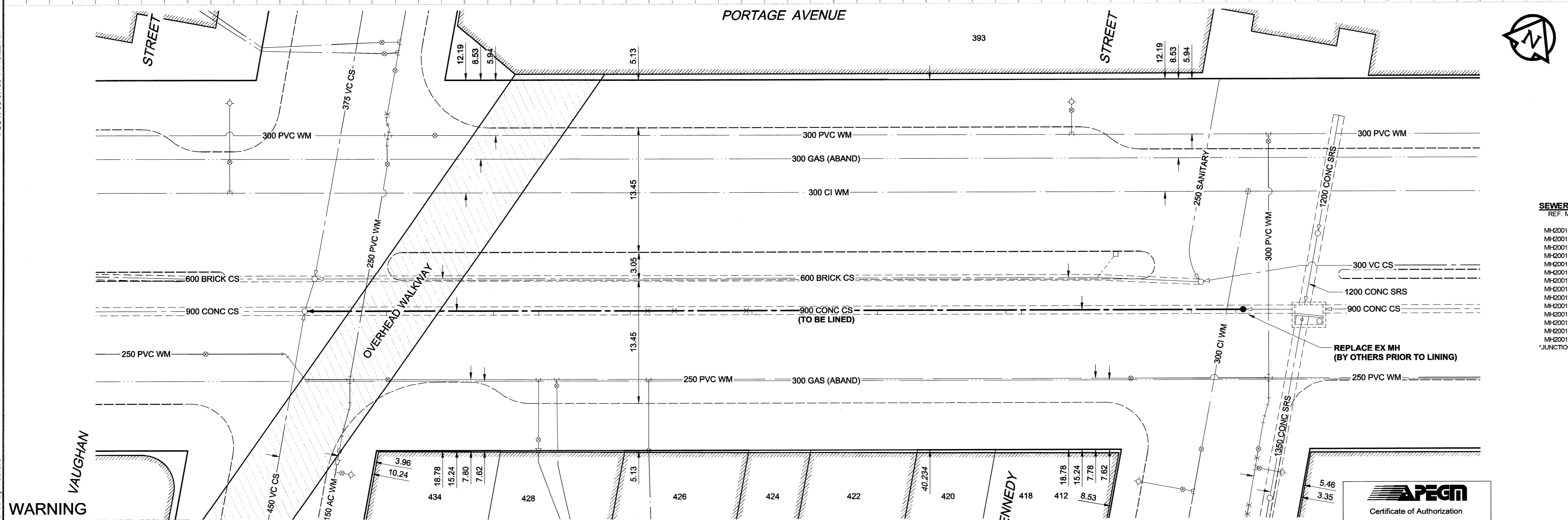
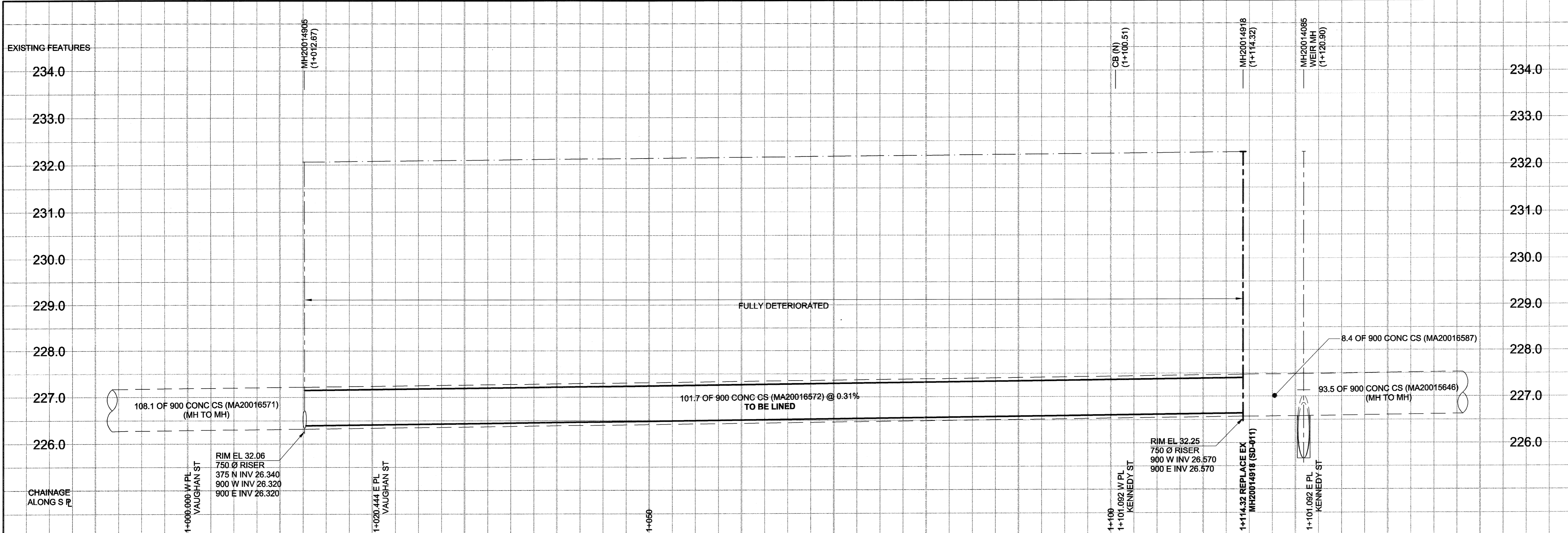


D SIZE 22" x 34" (559mm x 864mm)

PLOT: 06/07/08 11:45:22 AM

UMA FILE NAME: D285-228-01_00-C-10-15_RX.dwg Saved By: lberard



WARNING

IF POWER EQUIPMENT OR EXPLOSIVES ARE TO BE USED FOR EXCAVATION ON THIS PROJECT, THE CONTRACTOR MUST:

- 1) NOTIFY THE GAS COMPANY OF THE PROPOSED LOCATION OF EXCAVATION.
- 2) TAKE PRECAUTION TO AVOID DAMAGE TO GAS COMPANY INSTALLATIONS.

SEE PROVINCIAL REGULATION 140/92 FOR DETAILS

METRIC

WHOLE NUMBERS INDICATE MILLIMETRES
DECIMALIZED NUMBERS INDICATE METRES

EXISTING	LEGEND - PLAN	NEW	EXISTING	LEGEND - PROFILE	NEW	EXISTING	LEGEND - PROFILE	NEW
150 WM	WATERMAIN	150 WM	150 WM	WATERMAIN	150 WM	300 LDS	LAND DRAINAGE SEWER	300 LDS
300 LDS	LAND DRAINAGE SEWER	300 LDS	250 WWS	WASTE WATER SEWER	250 WWS	○	MANHOLE	○
○	CATCH BASIN	□	▲	CURB INLET	▲	▬	PIPE ABANDONMENTS	▬
▬	SURVEY BAR	▬	○	CURB STOP	○	○	REDUCER	○
○	VALVE	○	○	COUPLING	○	○	ANODE	○
○	MANHOLE	○	○	HYDRO	○	○	MTS	○
○	CATCH BASIN	○	○	GAS	○	○	TESTHOLE	○
○	CURB INLET	○	○	LAMP STANDARD	○	○	TREE	○
○	PIPE ABANDONMENTS	○	○		○	○		○
○	SURVEY BAR	○	○		○	○		○

LOCATION APPROVED
UNDERGROUND STRUCTURES

DATE

NOTE:
LOCATION OF UNDERGROUND STRUCTURES AS SHOWN ARE BASED ON THE BEST INFORMATION AVAILABLE. BUT NO GUARANTEE IS GIVEN THAT ALL EXISTING UTILITIES ARE SHOWN OR THAT THE GIVEN LOCATIONS ARE EXACT. CONFIRMATION OF EXISTENCE AND EXACT LOCATION OF ALL SERVICES MUST BE OBTAINED FROM THE INDIVIDUAL UTILITIES BEFORE PROCEEDING WITH CONSTRUCTION.

NO.	REVISIONS	DATE	BY
0	ISSUED FOR CONSTRUCTION	08/07/08	KMB

UMA | AECOM

© 2006 UMA ENGINEERING LTD. ALL RIGHTS RESERVED.

DESIGNED BY: ALD / MJR
DRAWN BY: KMB

CHECKED BY: [Signature]
APPROVED BY: [Signature]

HOR. SCALE: 1:250
VERT. SCALE: 1:50

RELEASED FOR CONSTRUCTION

DATE: 08/07/08

PROFESSIONAL'S SEAL

PROVINCE OF MANITOBA

08 July 2008

C. C. MACEY

REGISTERED ENGINEER

CONSULTANT DRAWING NO. 11
D265-228-01

THE CITY OF WINNIPEG
WATER AND WASTE DEPARTMENT

2008 COMBINED SEWER RENEWALS
BY CIPP LINING
CONTRACT 15
PORTAGE AVENUE
VAUGHAN STREET
TO KENNEDY STREET

SHEET 11 OF 19
CITY DRAWING NUMBER
8590

REV 0

SEWER JUNCTION INFORMATION

REF. MH	DIST FROM REF. MH	SIZE	CLOCK AT
MH20014918	0.80	1000	11
MH20014918	5.60	1000	10
MH20014918	24.00	1000	11
MH20014918	25.70	1000	11
MH20014918	38.60	1000	11
MH20014918	53.20	1000	11
MH20014918	53.80	1000	12
MH20014918	61.60	2500	12
MH20014918	64.50	1000	12
MH20014918	65.40	1000	11
MH20014918	76.30	1500	10
MH20014918	81.20	1000	11
MH20014918	91.70	1000	11
MH20014918	92.90	1000	11

*JUNCTION INFORMATION FROM VIDEO INSPECTION

BID OPPORTUNITY NO. 467-2008