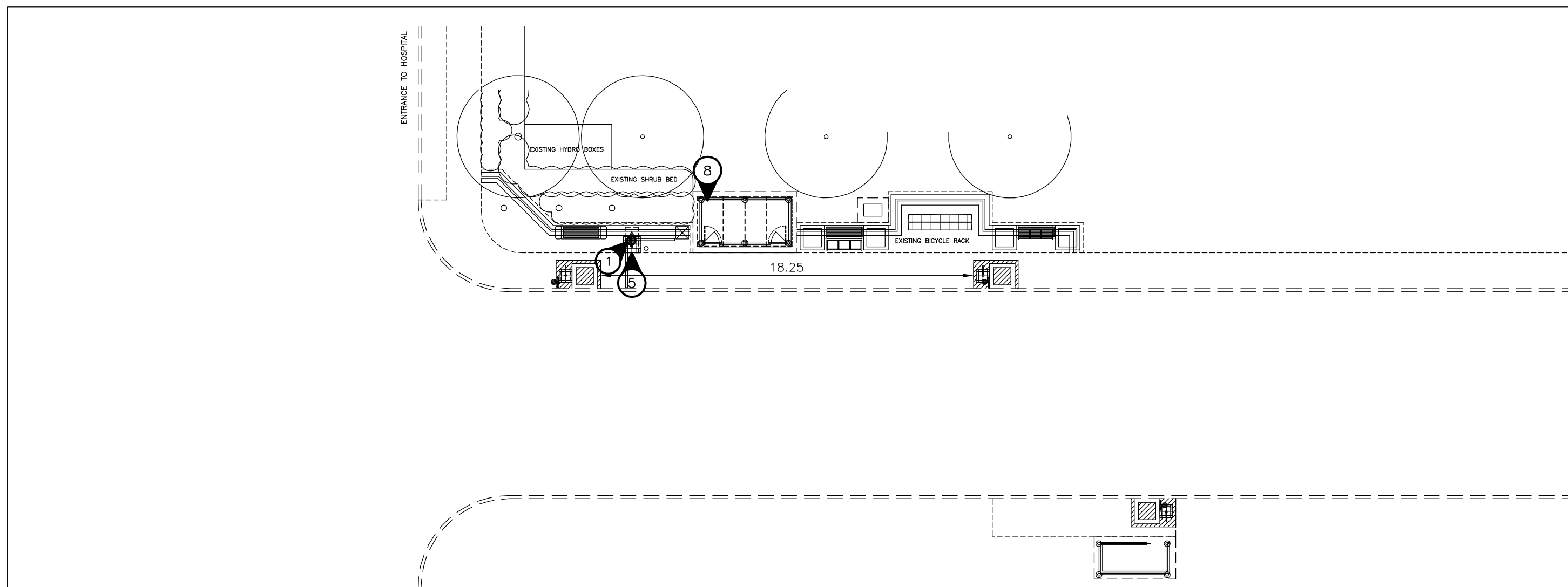
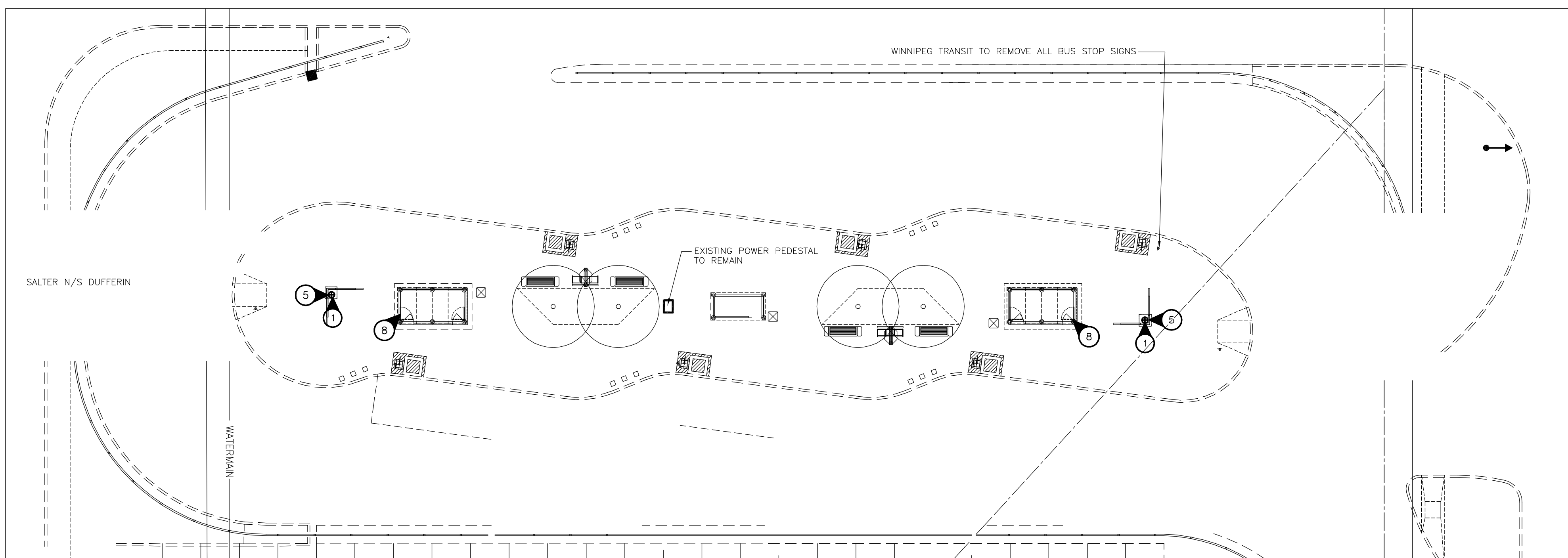


Unicity Mall Terminal
Stops #20245, 20304, 20305, 20309, 20605

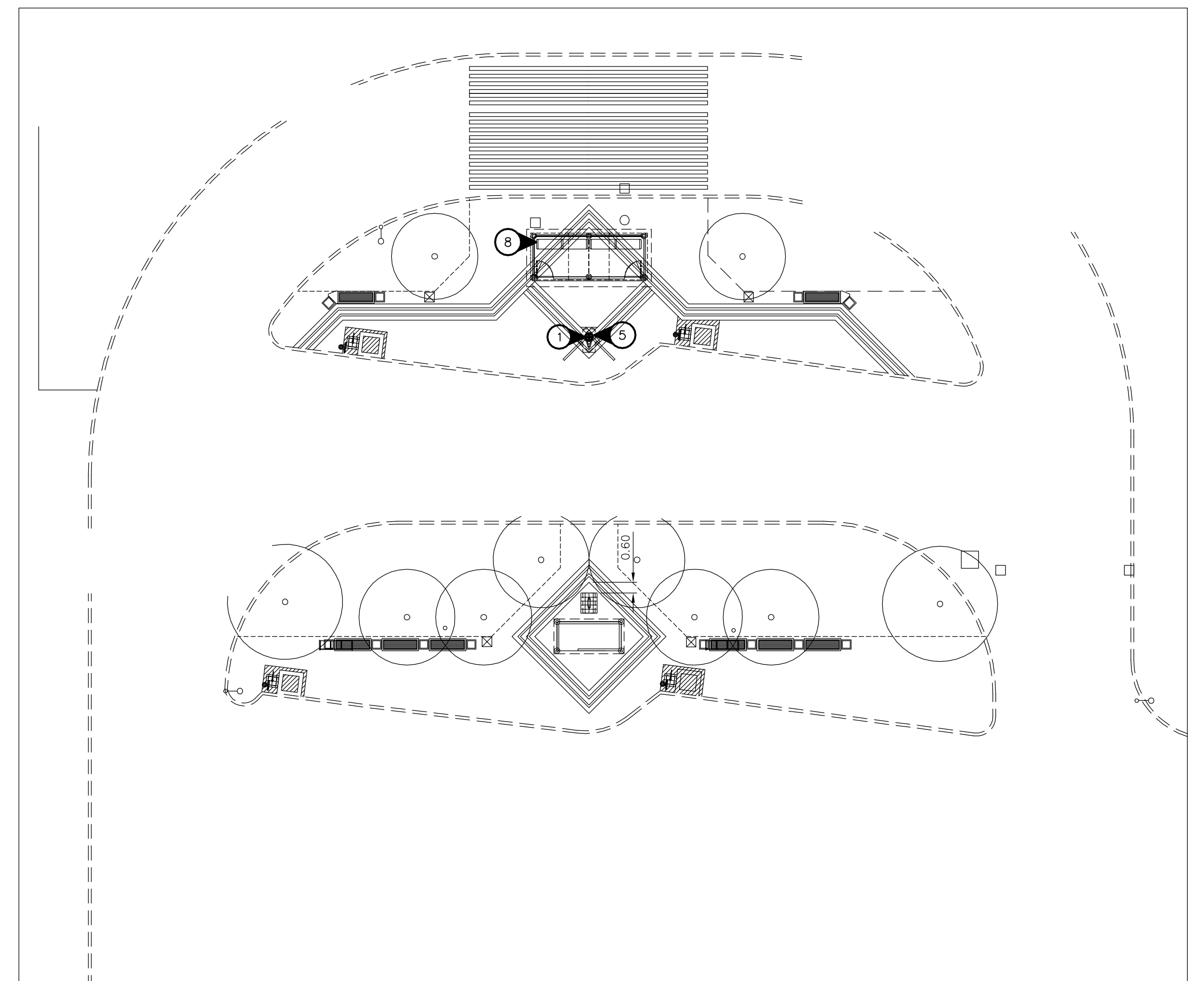


Red River College Terminal
Stops #20320, 20432, 20435, 20456

Grace Hospital
Stops #20469, 20293, 20298



Garden City Centre
Stops #30779, 30780, 30377, 30364, 30890, & 30379



SPECIFIC ELECTRICAL NOTES

- 1 WIRE & CONNECT ILLUMINATED TRANSIT SIGN AS REQUIRED. COORDINATE EXACT LOCATION AND REQUIREMENTS WITH SIGNAGE SUPPLIER.
- 2 NOT USED.
- 3 NOT USED.
- 4 NOT USED.
- 5 DISCONNECT EXISTING ILLUMINATED SIGN AND PROTECT WIRES FOR REINSTALLATION. CONNECT NEW SIGN FOLLOWING INSTALLATION.
- 6 NOT USED.
- 7 NOT USED.
- 8 DISCONNECT EXISTING HEATED SHELTER AND PROTECT WIRES FOR REINSTALLATION. EXISTING WIRING AND C.B.'S MAY BE REUSED IF IN GOOD CONDITION AND SIZED CORRECTLY FOR NEW LOADS. CONNECT NEW SHELTER FOLLOWING INSTALLATION.
- 9 DISCONNECT EXISTING SIGN. TERMINATE WIRING IN AN APPROVED MANNER.


GENERAL ELECTRICAL NOTES

- 1. INSTALL JUNCTION BOX IN SHELTER TO PROVIDE POWER FOR LIGHTING AND HEATING CIRCUITS.
- 2. LABEL ELECTRICAL CIRCUIT AND DEVICES WITH LAMACOID PLATES.
- 3. LOCATE ALL EXISTING U/G SERVICES PRIOR TO TRENCHING.
- 4. MINIMUM WIRE SIZE #12.
- 5. CONFIRM ALL POWER CONNECTION POINTS WITH ASSOCIATED UTILITY/THE CITY.

No.	Revisions	Date	By
1	ADDENDUM	04.18.08	DZ

Date: 04-18-08 Scale: 1:200

Designed By: DZ/SL Drawn By: SL Checked By: VJT



WINNIPEG TRANSIT
Project Title
**BUS STOP UPGRADE
PROGRAM PHASE 3
ELECTRICAL WORKS**

NOVA 3 ENGINEERING LTD.
CONSULTING ENGINEERS
201-120 FORT STREET TEL: (204) 943-6142
WINNIPEG, MANITOBA FAX: (204) 942-1276
R3C 1C7 JN: 28-090
THIS DRAWING IS THE EXCLUSIVE PROPERTY OF NOVA 3 ENGINEERING LTD. AND MAY ONLY BE REPRODUCED WITH THE WRITTEN PERMISSION OF NOVA 3 ENGINEERING LTD.
THE CONCEPT AND DESIGN INCORPORATED INTO THIS DRAWING ARE BASED ON INFORMATION PROVIDED BY THE CLIENT AND OTHER RELATED SOURCES. PROFESSIONAL ENGINEER ACCEPTS NO RESPONSIBILITY FOR DRAWING AND DESIGN UNLESS DRAWING IS ACCOMPANIED BY ORIGINAL SEALED AND SIGNED LETTER OF INTENT AND CERTIFICATE OF INSPECTION.
REFER TO WWW.NOVA3.CA FOR CAUTIONARY NOTES.

Sheet Title
**TERMINAL
LAYOUT PLANS**
Project No. 28-090 Drawing No. E-4