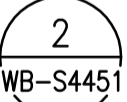
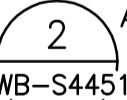
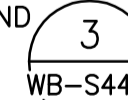
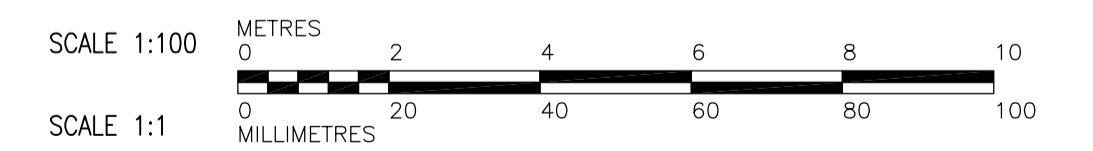
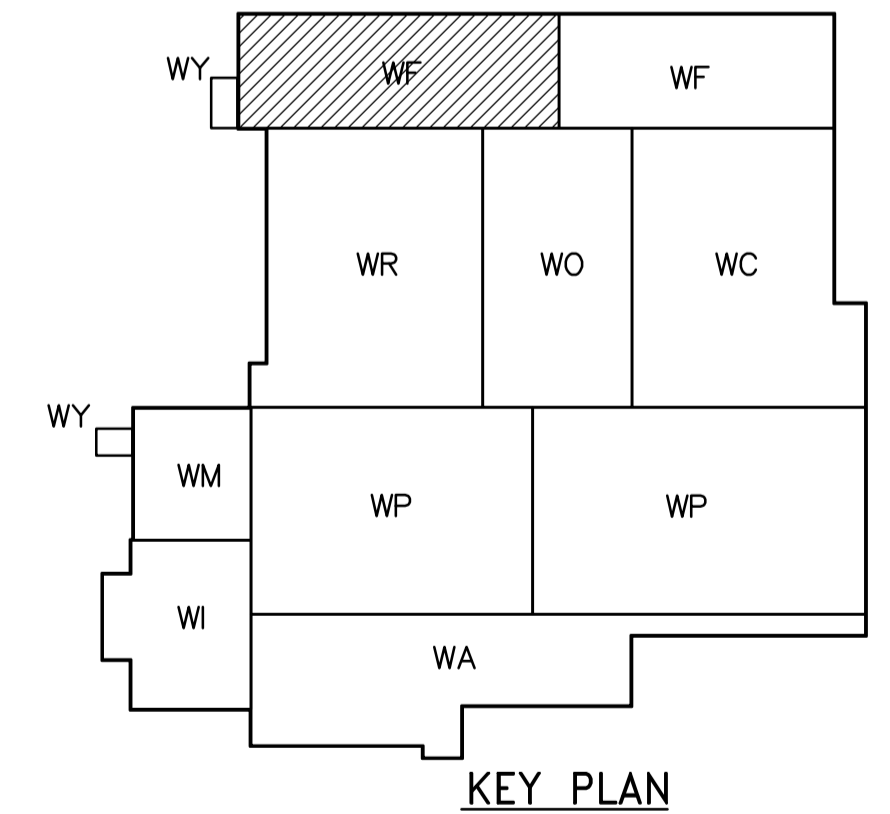






NOTES:

1. FOR WALL CONTROL JOINTS SEE ARCHITECTURAL DRAWINGS.
2. SEE DETAIL  FOR OPENING REINFORCING.
WB-S4451
3. USE NO.9 ASWG@400 FOR JOINT REINFORCEMENT.
4. FOR DETAILS OF LINTELS, BOND BEAMS, AND CORE FILLS REFER TO  AND .
WB-S4451 WB-S4451
5. COORDINATE EXACT DIMENSIONS AND LOCATIONS OF OPENINGS WITH BO 742-2005 CONTRACTOR.

THIRD FLOOR PLAN AT EL. 245.000
1:100



 Certificate of Authorization CH2M HILL Canada Ltd. No. 1441 Expiry: April 30, 2008	B.M. ELEV.		 Frederickson Cooper ARCHITECTS	 A Tyco International Ltd. Company	ENGINEER'S SEAL ORIGINAL SIGNED BY C. MILITANO 2007/06/05	 THE CITY OF WINNIPEG WATER AND WASTE DEPARTMENT ENGINEERING DIVISION WATER TREATMENT PLANT FILTRATION OFFICE AND PLANT INTERIOR FINISHES STRUCTURAL FILTRATION AREA 1 THIRD FLOOR PLAN	CITY FILE NUMBER
			DESIGNED BY MH CHECKED BY AP	APPROVED BY AHL	CONSULTANT DRAWING NO. WF-S4131		SHEET OF
			SCALE: 1:100	RELEASED FOR CONSTRUCTION BY: R. SOROKOWSKI			CITY DRAWING NUMBER 1-0601F-A-S4131-001-000
	NO. REVISIONS	DATE BY	DATE BY	DATE BY			
	00	ISSUED FOR TENDER	07/06/05	MH	2007/06/05	2007/05/06	