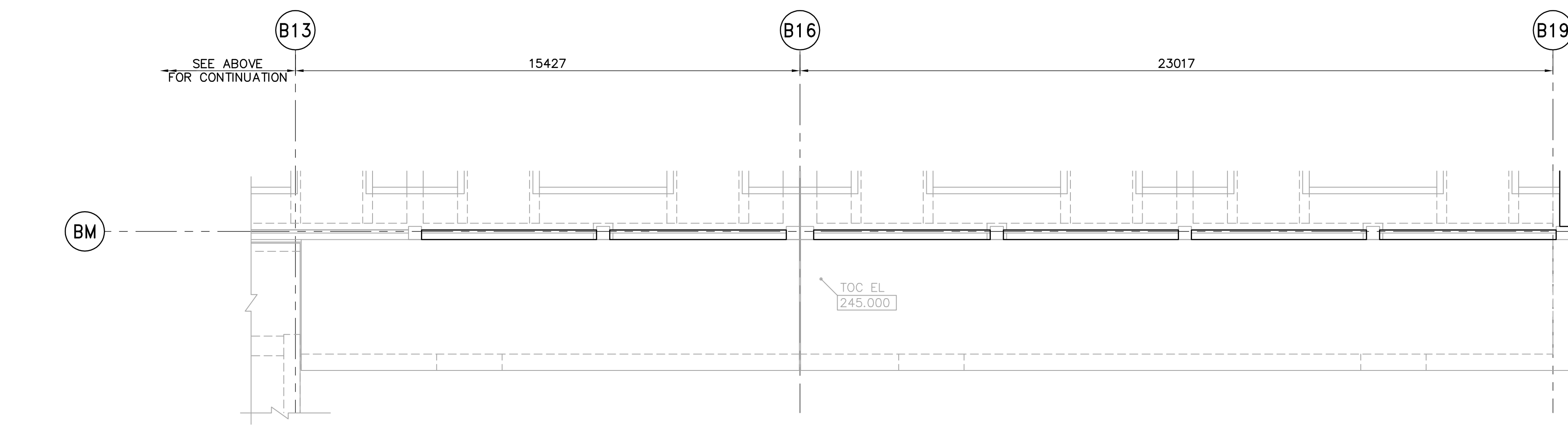


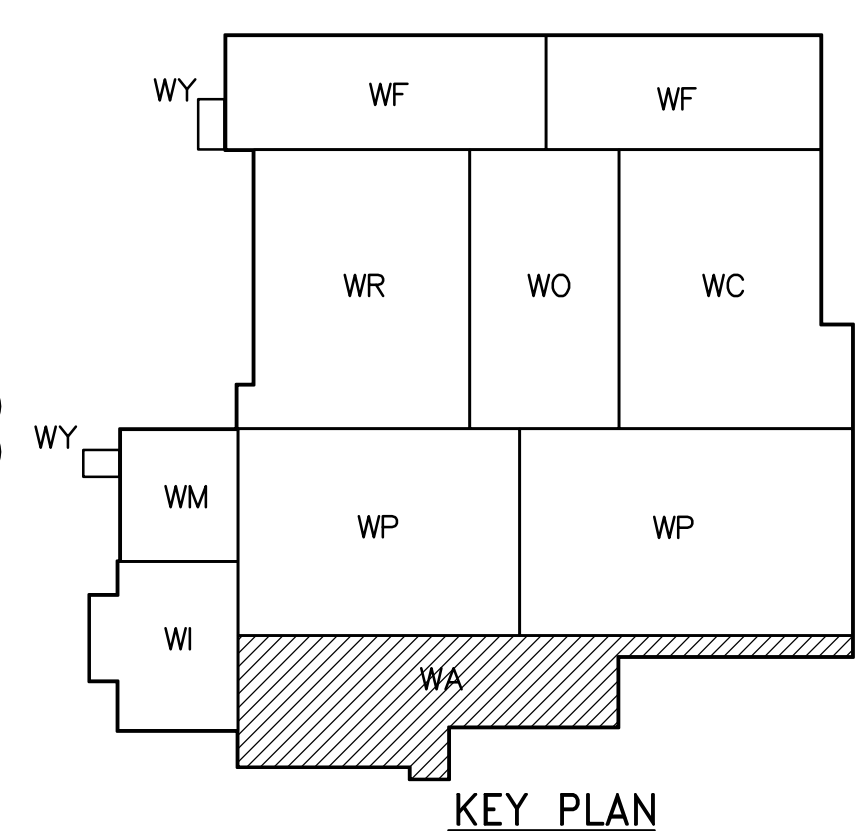
SEE BELOW FOR CONTINUATION

SEE ABOVE FOR CONTINUATION

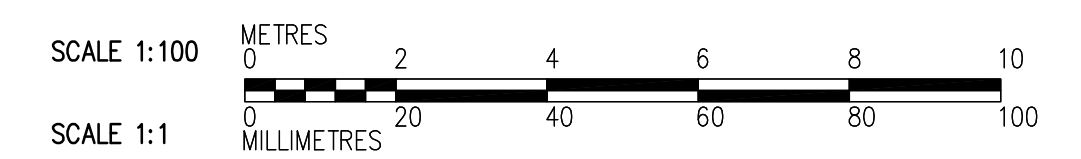


**NOTES:**

1. ALL CURBS AND DOWELS FOR CMU WALLS ARE IN THE SCOPE OF BO 583-2005. WALLS AND PARTITIONS SHOWN ON THIS DRAWING INDICATE GENERAL WALL LOCATIONS. CONFIRM AND VERIFY EXACT WALL LOCATIONS AS SHOWN ON THE ARCHITECTURAL DRAWINGS.
2. SEE DETAIL 2 FOR OPENING REINFORCING.
3. FOR CMU OPENINGS SEE ARCHITECTURAL, MECHANICAL AND ELECTRICAL DRAWINGS.
4. USE NO.9 ASWG@400 JOINT REINFORCEMENT.
5. FOR STAIRS AND HANDRAILS TO PLATFORMS AT ALL LEVELS SEE ARCHITECTURAL DRAWINGS.
6. COORDINATE ALL FABRICATION WITH BO 742-2005 CONTRACTOR.
7. FOR INTERIOR CMU WALL'S HEIGHT AND TYPE, SEE ARCHITECTURAL DRAWINGS.



**THIRD FLOOR PLAN**  
1:100



<p>Certificate of Authorization CH2M HILL Canada Ltd. No. 1441 Expiry: April 30, 2008</p>					ENGINEER'S SEAL ORIGINAL SIGNED BY C. MILITANO 2007/06/05	<p><b>THE CITY OF WINNIPEG</b> WATER AND WASTE DEPARTMENT ENGINEERING DIVISION</p> <p>WATER TREATMENT PLANT ADMINISTRATION OFFICE AND PLANT INTERIOR FINISHES</p> <p>STRUCTURAL ADMINISTRATION AREA THIRD FLOOR PLAN</p>	CITY FILE NUMBER
	DESIGNED BY: MH CHECKED BY: AP	DRAWN BY: CR APPROVED BY: AHL	SCALE: 1:100		CONSULTANT DRAWING NO. WA-S4131		SHEET OF
	NO. 01 REVISIONS: 95-2007 ADDENDUM 2 DATE: 07/06/20 BY: MH	NO. 00 REVISIONS: ISSUED FOR TENDER DATE: 07/06/05 BY: MH	RELEASED FOR CONSTRUCTION BY: R. SOROKOWSKI DATE: 2007/05/06	DATE: 2007/06/05	CITY DRAWING NUMBER 1-0601A-A-S4131-001-01D		
	B.M. ELEV.						