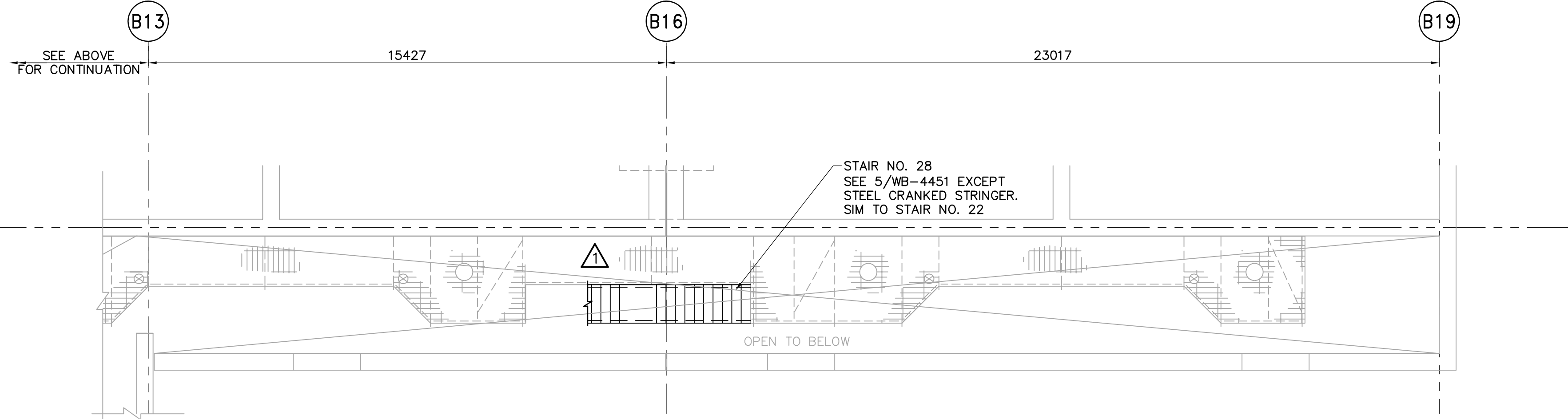
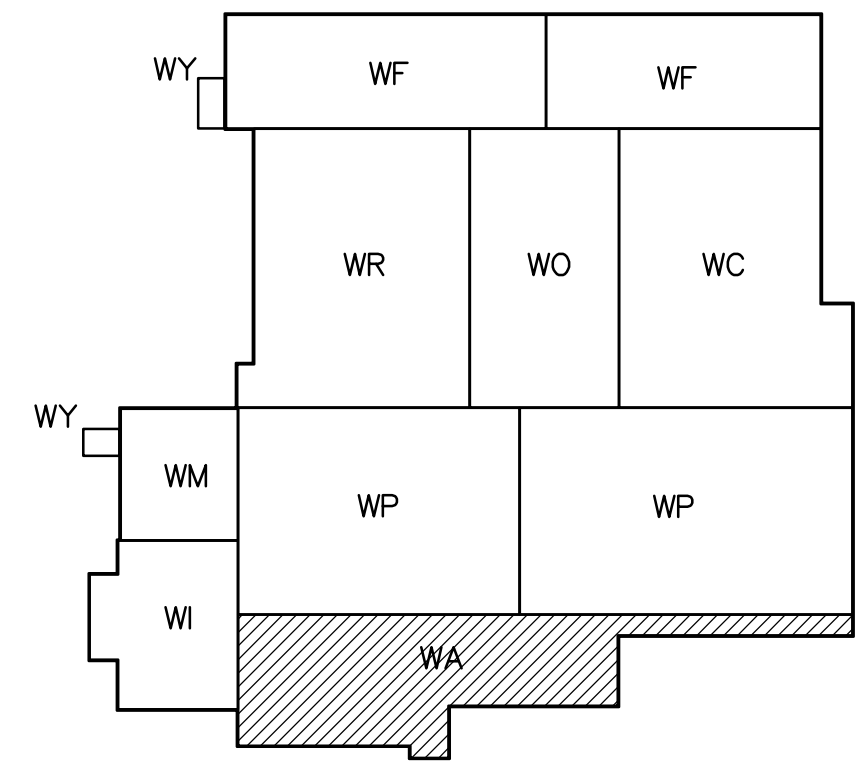


SEE BELOW FOR CONTINUATION

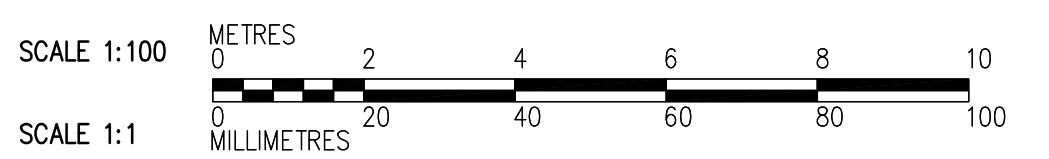


NOTES:

1. WALLS AND PARTITIONS SHOWN ON THIS DRAWING INDICATE GENERAL WALL LOCATIONS. CONFIRM AND VERIFY EXACT WALL LOCATIONS AS SHOWN ON THE ARCHITECTURAL DRAWINGS.
2. ALL CURBS AND DOWELS FOR CMU WALLS ARE IN THE SCOPE OF BO 583-2005.
3. FOR WALL CONTROL JOINTS SEE ARCHITECTURAL DRAWINGS.
4. SEE DETAIL 2 FOR OPENING REINFORCING.
5. FOR CMU OPENINGS SEE ARCHITECTURAL, MECHANICAL AND ELECTRICAL DRAWINGS.
6. USE NO.9 ASWG@400 JOINT REINFORCEMENT.
7. FOR STAIRS AND HANDRAILS TO PLATFORMS AT ALL LEVELS SEE ARCHITECTURAL DRAWINGS.
8. COORDINATE ALL FABRICATION WITH BO 742-2005 CONTRACTOR.



SECOND FLOOR PLAN
1:100



 Certificate of Authorization CH2M HILL Canada Ltd. No. 1441 Expiry: April 30, 2008	 Frederickson Cooper ARCHITECTS		 A Tyco International Ltd. Company		ENGINEER'S SEAL ORIGINAL SIGNED BY C. MILITANO 2007/06/05	 THE CITY OF WINNIPEG WATER AND WASTE DEPARTMENT ENGINEERING DIVISION WATER TREATMENT PLANT ADMINISTRATION OFFICE AND PLANT INTERIOR FINISHES STRUCTURAL ADMINISTRATION AREA SECOND FLOOR PLAN	CITY FILE NUMBER
	DESIGNED BY: MH CHECKED BY: AP		DRAWN BY: CR APPROVED BY: AHL		CONSULTANT DRAWING NO. WA-S4121		SHEET OF
	SCALE: 1:100 RELEASED FOR CONSTRUCTION BY: R. SOROKOWSKI DATE: 2007/05/06		DATE: 2007/06/12		CITY DRAWING NUMBER 1-0601A-A-S4121-001-02D		