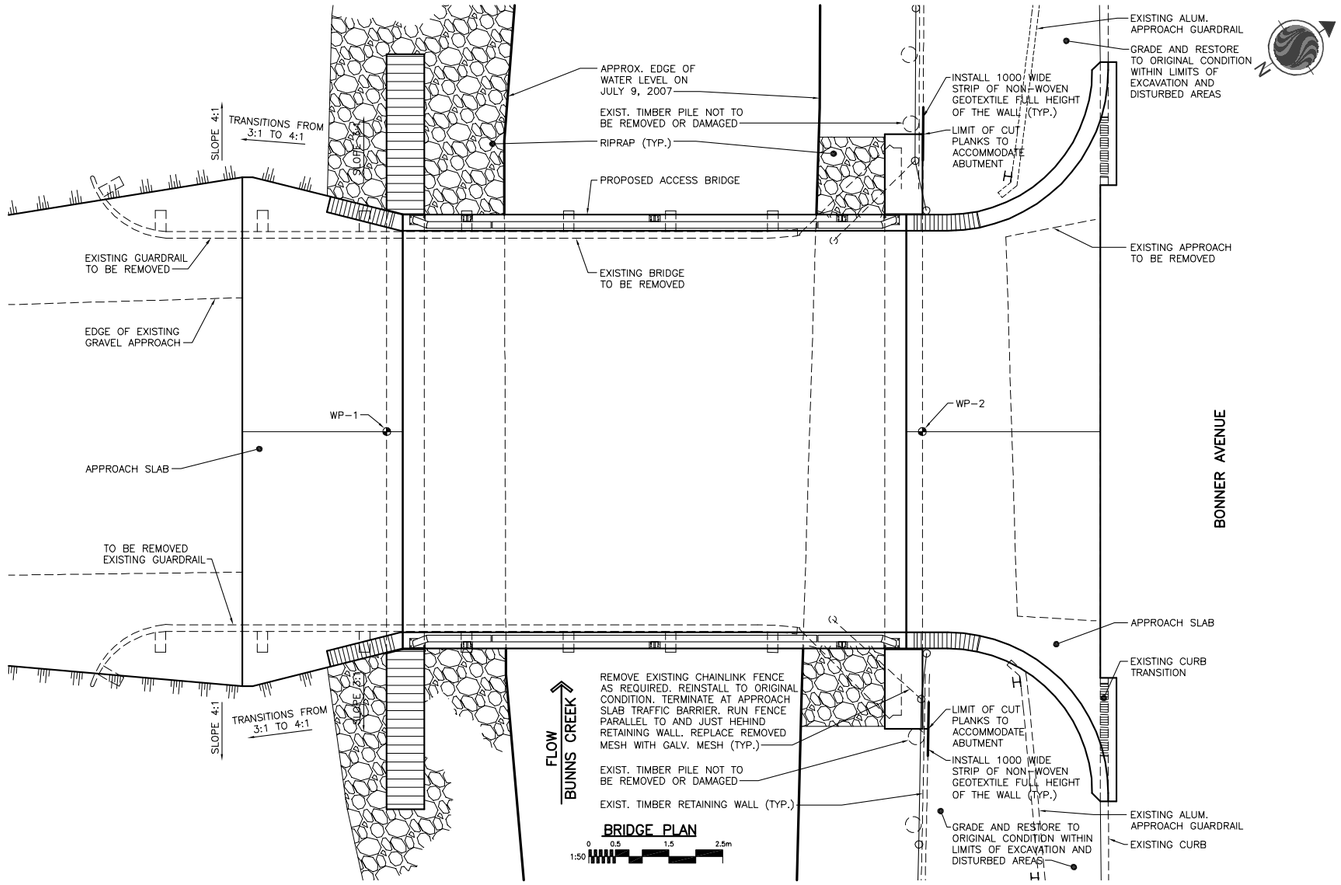

BRIDGE PLAN

1:50 0 0.5 1.5 2.5m

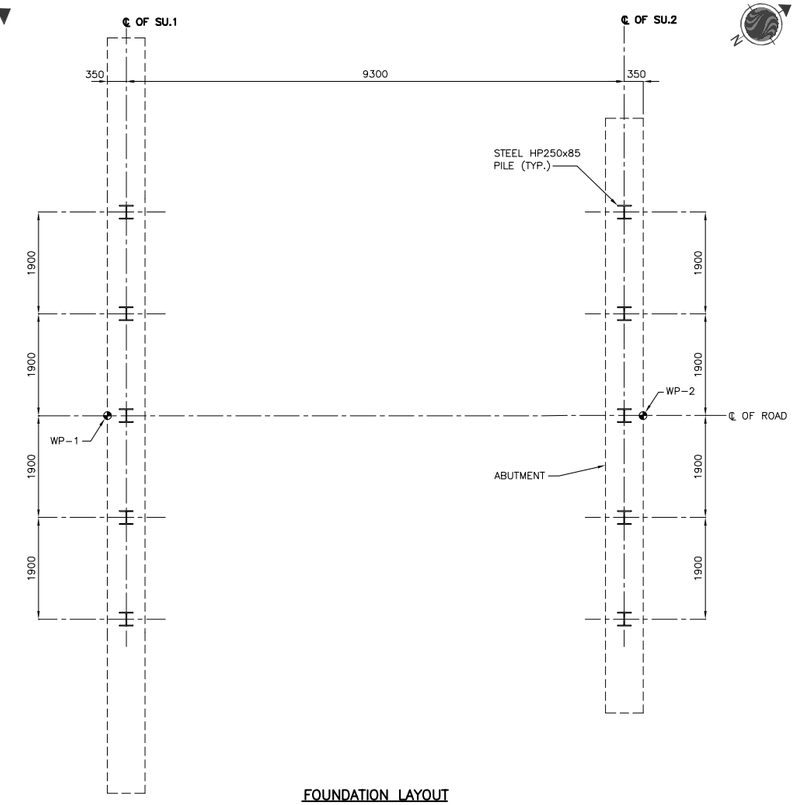

FOUNDATION LAYOUT

1:50 0 0.5 1.5 2.5m

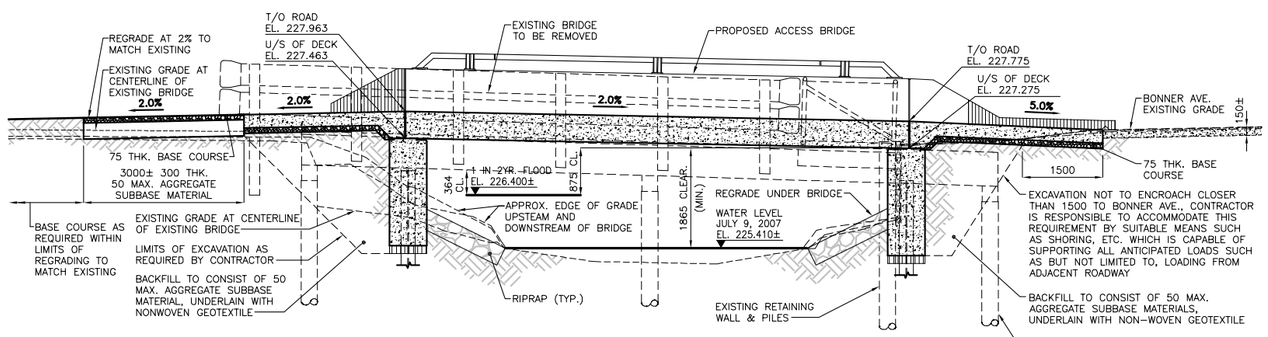

EAST BRIDGE ELEVATION

1:50 0 0.5 1.5 2.5m

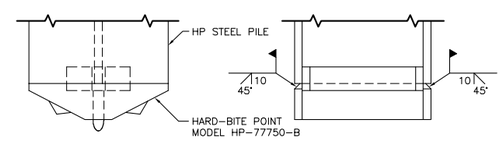

PILE TIP DETAILS

1:5 0 50 150 250mm

NOTE:

1. EDGES OF HARD-BITE POINT PILE TIP TO BE GROUND ON 45° BEVEL FOR 10mm
2. 5mm LOW HYDROGEN *E70 SERIES ELECTRODES SHALL BE USED.
3. THE MINIMUM ROOT PASS SHALL BE 6mm.

*E48018 EQUIVALENT METRIC ELECTRODE

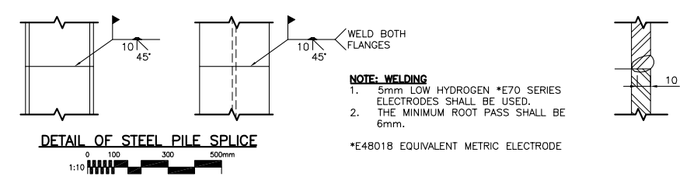

DETAIL OF STEEL PILE SPLICE

1:10 0 100 300 500mm

NOTE: WELDING

1. 5mm LOW HYDROGEN *E70 SERIES ELECTRODES SHALL BE USED.
2. THE MINIMUM ROOT PASS SHALL BE 6mm.

*E48018 EQUIVALENT METRIC ELECTRODE

BILL OF STEEL H-PILES

No.	PILE TYPE	DESCRIPTION	LOCATION	LENGTH (m)	TOTAL (m)
5	HP250x85	ABUTMENT	SU.1	18.0	90.0
5	HP250x85	ABUTMENT	SU.2	18.0	90.0
			TOTAL LENGTH (m)		180.0

APEGM
Certificate of Authorization
Stantec Consulting Ltd.
No. 1301 Expiry: April 30, 2008

LOCATION APPROVED
UNDERGROUND STRUCTURES

SUPV. U/G STRUCTURES COMMITTEE — DATE

NOTE:
LOCATION OF UNDERGROUND STRUCTURES AS SHOWN ARE BASED ON THE BEST INFORMATION AVAILABLE BUT NO GUARANTEE IS GIVEN THAT ALL EXISTING UTILITIES ARE SHOWN OR THAT THE GIVEN LOCATIONS ARE EXACT. CONFIRMATION OF EXISTENCE AND EXACT LOCATION OF ALL SERVICES MUST BE OBTAINED FROM THE INDIVIDUAL UTILITIES BEFORE PROCEEDING WITH CONSTRUCTION.

B.M. ELEV.

NO.	REVISIONS	DATE	BY
2	ISSUED FOR TENDER	07.12.03	K.S.A.
1	ISSUED FOR REGULATORY APPROVAL	07.08.17	K.S.A.

Stantec Consulting Ltd.
905 Waverley Street, Winnipeg, Manitoba
Tel 204-489-5900 Fax 204-453-9012

DESIGNED BY	K.S.A.	CHECKED BY	B.J.W.
DRAWN BY	J.M.B.	APPROVED BY	K.S.A.
HOR. SCALE:	AS SHOWN	AUTHORIZED BY:	DATE
VERTICAL:		BILL EBENSPANGER	DEC. 3, 2007
		B. EBENSPANGER, P. ENG. BRIDGE PROJECTS ENGINEER	
DATE	OCT. 20, 2007		

ENGINEER'S SEAL
ORIGINAL SEALED BY K.S. AMY P. ENG. 07.12.03

CONSULTANT DRAWING NO. 31410sb703

THE CITY OF WINNIPEG
PUBLIC WORKS DEPARTMENT
TRANSPORTATION ENGINEERING DIVISION

ACCESS BRIDGE
TO 330 AND 334 BONNER AVENUE

SHEET 4 OF 9

CAD FILE DRAWING NUMBER 31410sb703-682.dwg

GENERAL ARRANGEMENT & FOUNDATION LAYOUT

CITY DRAWING NUMBER BI76-08-04

\\s1-t37-ucs01\1-t37\31410\drawing\002_design\sheet_files\31410sb703-682.dwg
Plotted by: Amy, Kevin A. on April 18, 2008 - 8:51 AM By: gmcnaughton