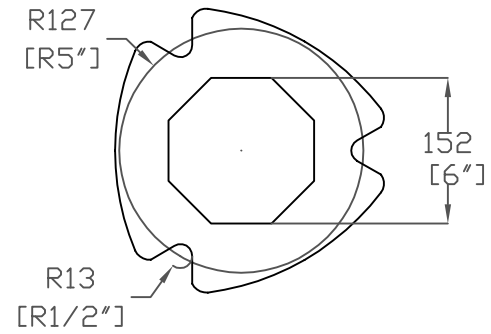
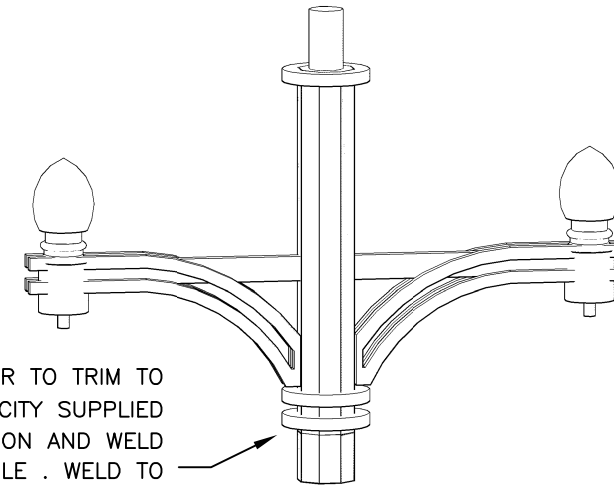


SUPPLIED BY CITY.
CONTRACTOR TO POWDER
COAT WITH JETBLACK
#456/80080.

1 Upper Section
1 SCALE: 1:500



3 Base
1 SCALE: 1:200



CONTRACTOR TO TRIM TO
25mm(1") CITY SUPPLIED
UPPER SECTION AND WELD
TO NEW POLE . WELD TO
BE FLUSH AND LEVEL.
WELDING TO BE DONE BY
CERTIFIED WELDER.

UPPER 152mm(6")
OF POLES ARE NOT
TO BE GALVANIZED
TO FACILITATE
WELDING OF NEW
POLE TO EXISTING
UPPER SECTION.

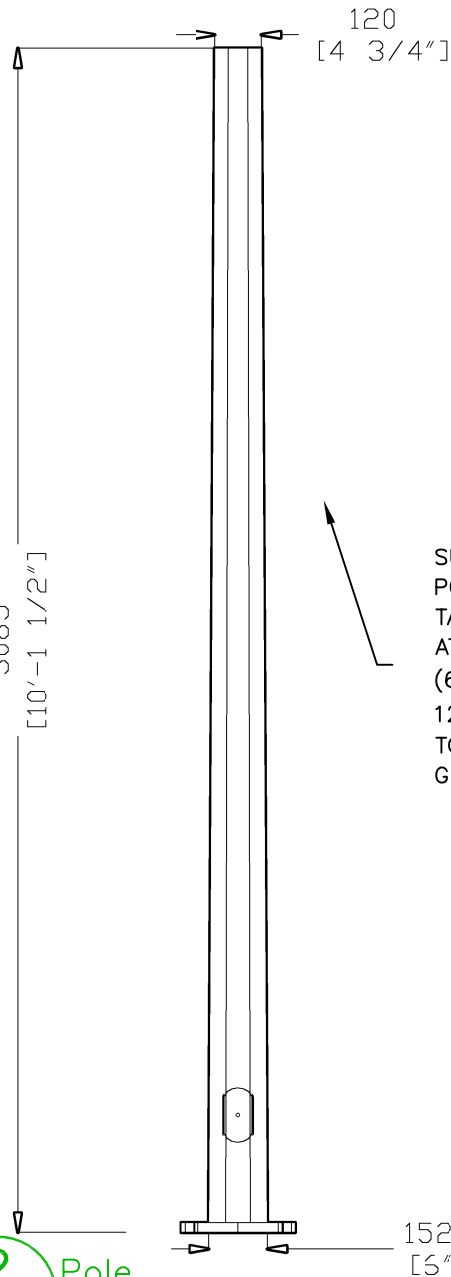
PROVIDE HANDHOLE
COMPLETE WITH
DOOR. ORIENT
AS SHOWN.

SUPPLY AND INSTALL
254mm(10") BCD SLIP
BASE COMPLETE WITH
25mm(1") PLATE 300W.

5 Pole Sections
1 SCALE: N.T.S.

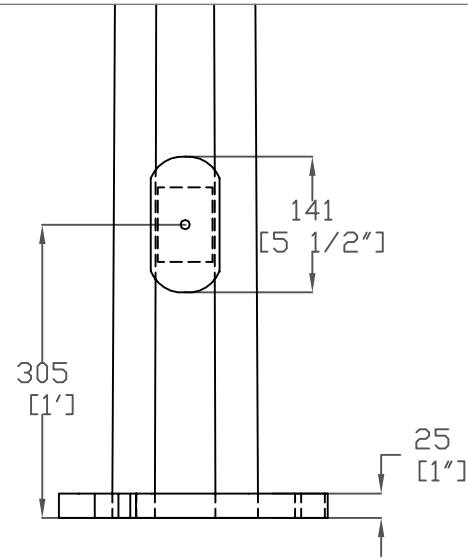
GENERAL NOTES:

1. CONTRACTOR TO SUPPLY FORTY (40) NEW POLE SECTIONS COMPLETE WITH HAND-HOLES, DOORS, SLIP BASE, AND COVERS.
2. ALL LOWER POLE SECTIONS TO BE GALVANIZED WITH THE EXCEPTION OF THE TOP 152mm(6"). REFER TO DETAIL 5.
3. ALL POLES TO BE WELDED FLUSH AND LEVEL TO UPPER SECTION. UPPER SECTION TO BE SAND-BLASTED, PRIMED AND SUPPLIED BY CITY.
4. CONTRACTOR TO POWDER COAT BOTH UPPER AND LOWER SECTIONS WITH JETBLACK #456/80080.
5. SUPPLY 25mm (1") NUT COVERS, 3 PER POLE SECTION PLUS 12 SPARES.



SUPPLIED BY CONTRACTOR.
POLE TO BE OCTAGONAL,
TAPERED. OUTSIDE DIAMETER
AT BOTTOM TO BE 152mm
(6"). TAPERING TO
120mm(4.75") AT TOP. POLE
TO BE 11 GAUGE STEEL A1011
GRADE 50.

2 Pole
1 SCALE: 1:500



4 HandHole
1 SCALE: 1:200

THE CITY OF WINNIPEG
PUBLIC WORKS DEPARTMENT



PROJECT:
Replacement of Decorative Pole Sections
- Osborne Village

SHEET TITLE
Osborne Pole

SCALE:	DATE: 25 June, 2007	PROJECT NO. 701-2007
DWG. NO. 1	REV. 0	DRAWN BY: VC
	CHECKED BY: GWA	APPROVED BY: GWA