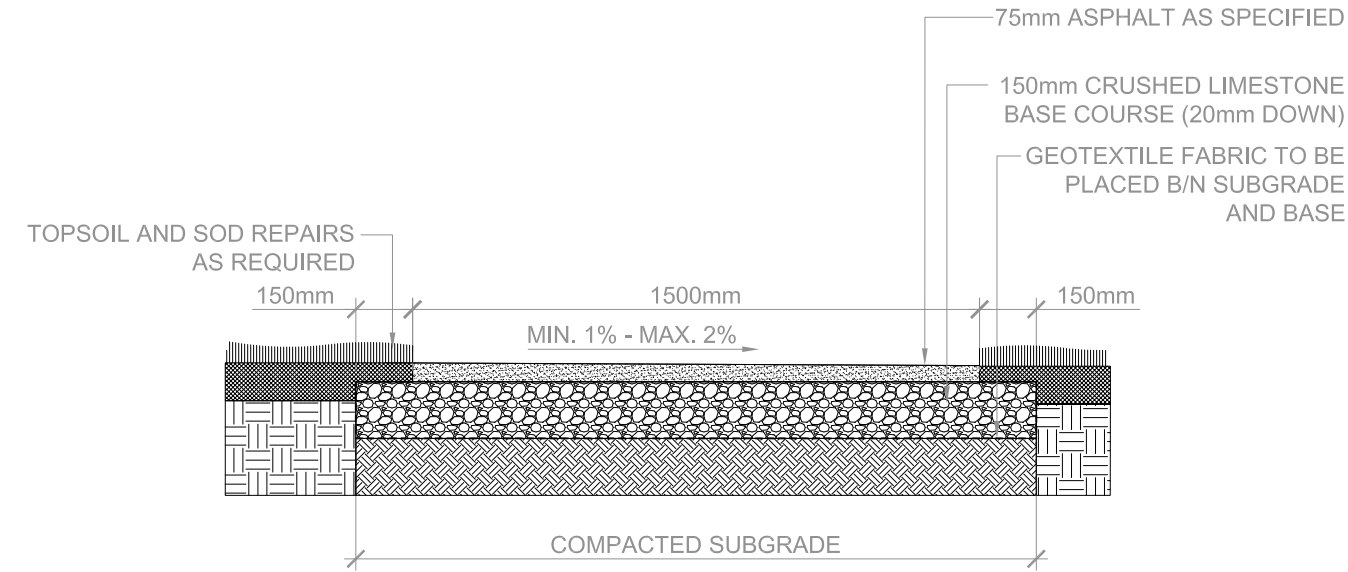
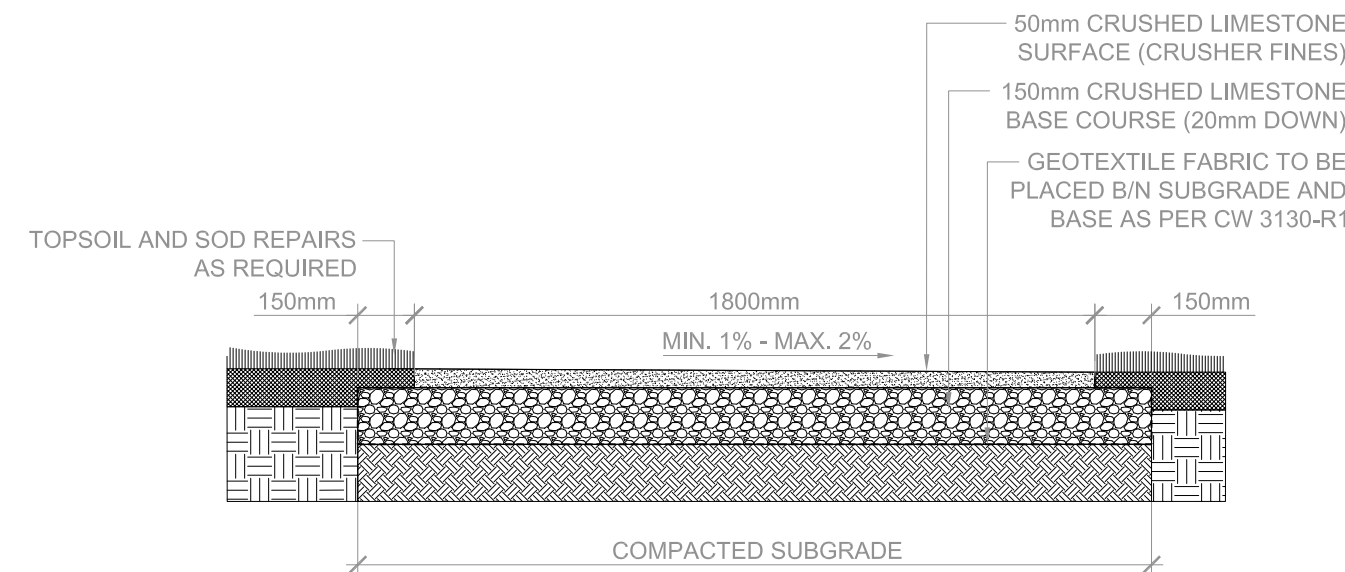


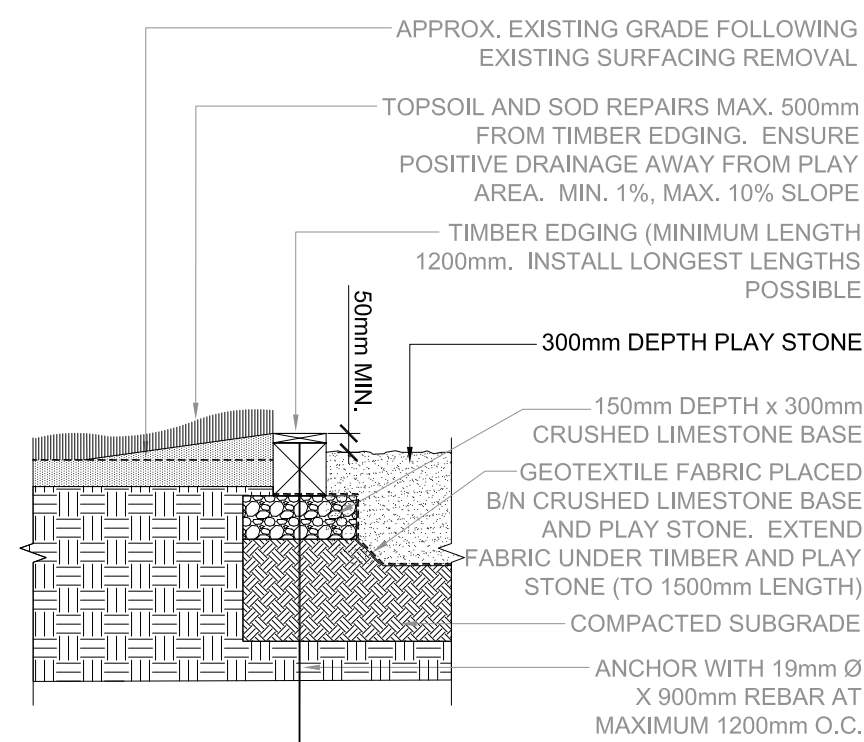
**NOTES**  
**GENERAL NOTES**

1. PLAY EQUIPMENT CONTRACTOR TO SUPPLY & INSTALL PLAYGROUND STONE AS PER DRAWINGS AND SPECIFICATIONS
2. SUPPLY & INSTALL PLAY EQUIPMENT AS PER MANUFACTURERS SPECIFICATIONS AND IN ACCORDANCE WITH CSA STANDARDS.
3. ALL NOTES IN GREY INDICATE WORK TO BE COMPLETED BY OTHERS UNDER SEPARATE CONTRACT



**1**  
**D1** **CRUSHED LIMESTONE PATHWAY - TYPICAL SECTION**  
SCALE 1:20

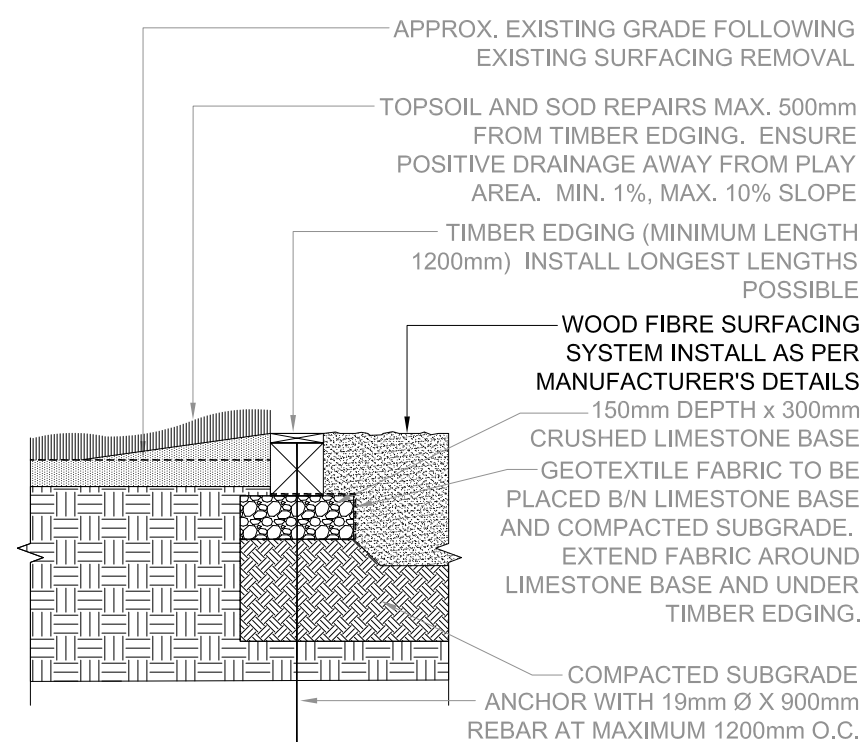
**2**  
**D1** **ASPHALT PATHWAY - TYPICAL SECTION**  
SCALE 1:20



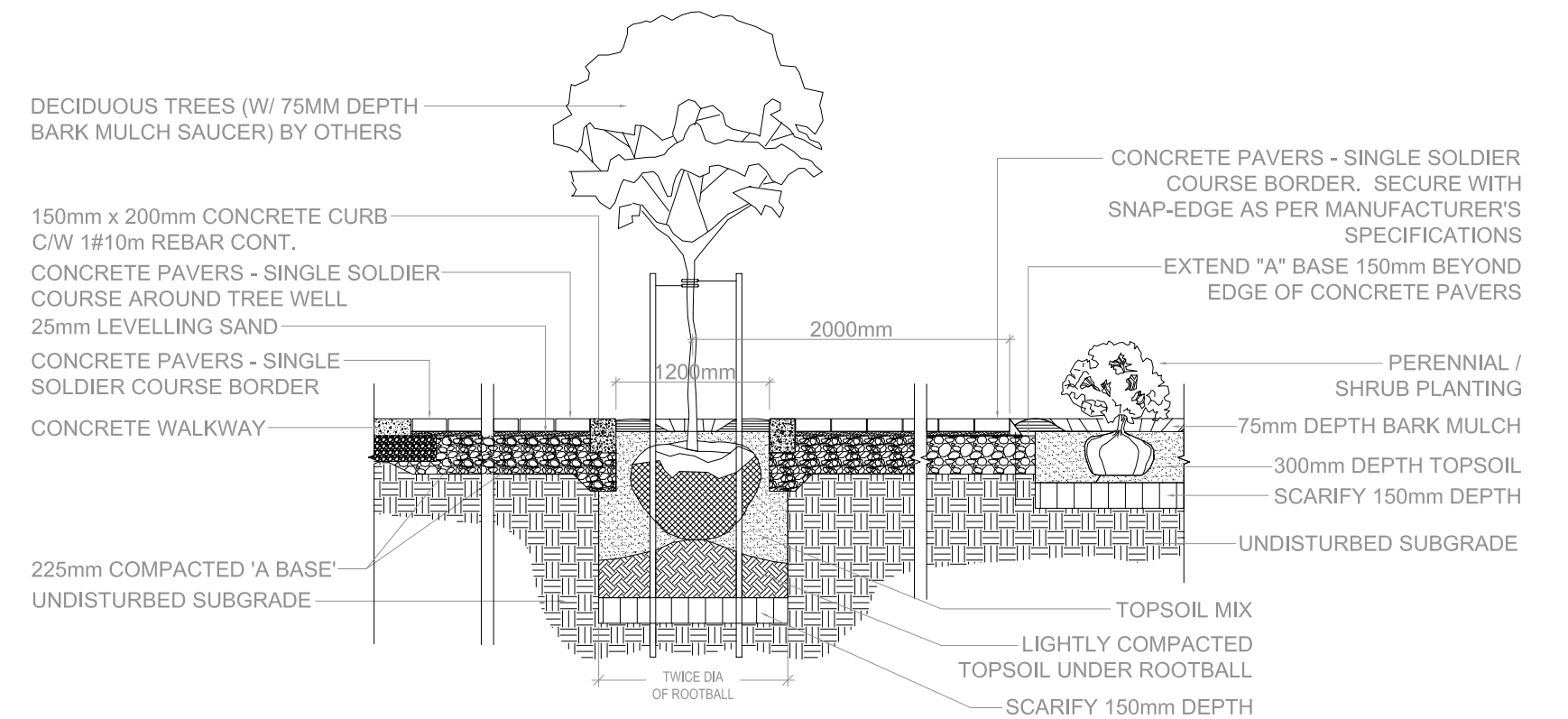
**TIMBER EDGING NOTE:**

BASE COURSE: 150mm x 150mm ACQ TREATED PINE  
PEDRA CAP: 32mm X 150mm  
PEDRA CAP TO BE ANCHORED TO BASE COURSE WITH DOUBLE ROW YELLOW ZINC PLATED DECK SCREWS AT 450mm O.C. OFFSET ROWS.

**3**  
**D1** **TIMBER EDGING W/ PLAY STONE**  
SCALE 1:20



**4**  
**D1** **TIMBER EDGING W/ WOOD FIBRE SYSTEM**  
SCALE 1:20



**5**  
**D1** **FURBY STREET GAME TABLES AREA PAVING AND TREE PLANTING SECTION**  
SCALE 1:50

REFERENCE ONLY  
NOT FOR CONSTRUCTION

All measurements in millimeters, unless otherwise noted.



LANDSCAPE ARCHITECT'S SEAL



**THE CITY OF WINNIPEG**  
DEPARTMENT OF PLANNING,  
PROPERTY AND DEVELOPMENT

DATE	BY

DESIGNED BY	JW	CHECKED BY	DM
DRAWN BY	WF/JW	APPROVED BY	DM
HOR. SCALE:	AS SHOWN	RELEASED FOR CONSTRUCTION:	
VERTICAL:		DATE	
DATE	2007.09.21	DATE	

PROJECT TITLE	CITY OF WINNIPEG PLAYGROUND RENOVATIONS PLAY EQUIPMENT
SHEET	OF
5	5
COMPUTER FILE NAME	7036-PLAY-D1.DWG
CITY DRAWING NUMBER	<b>PE-D1</b>
<b>DETAILS</b>	