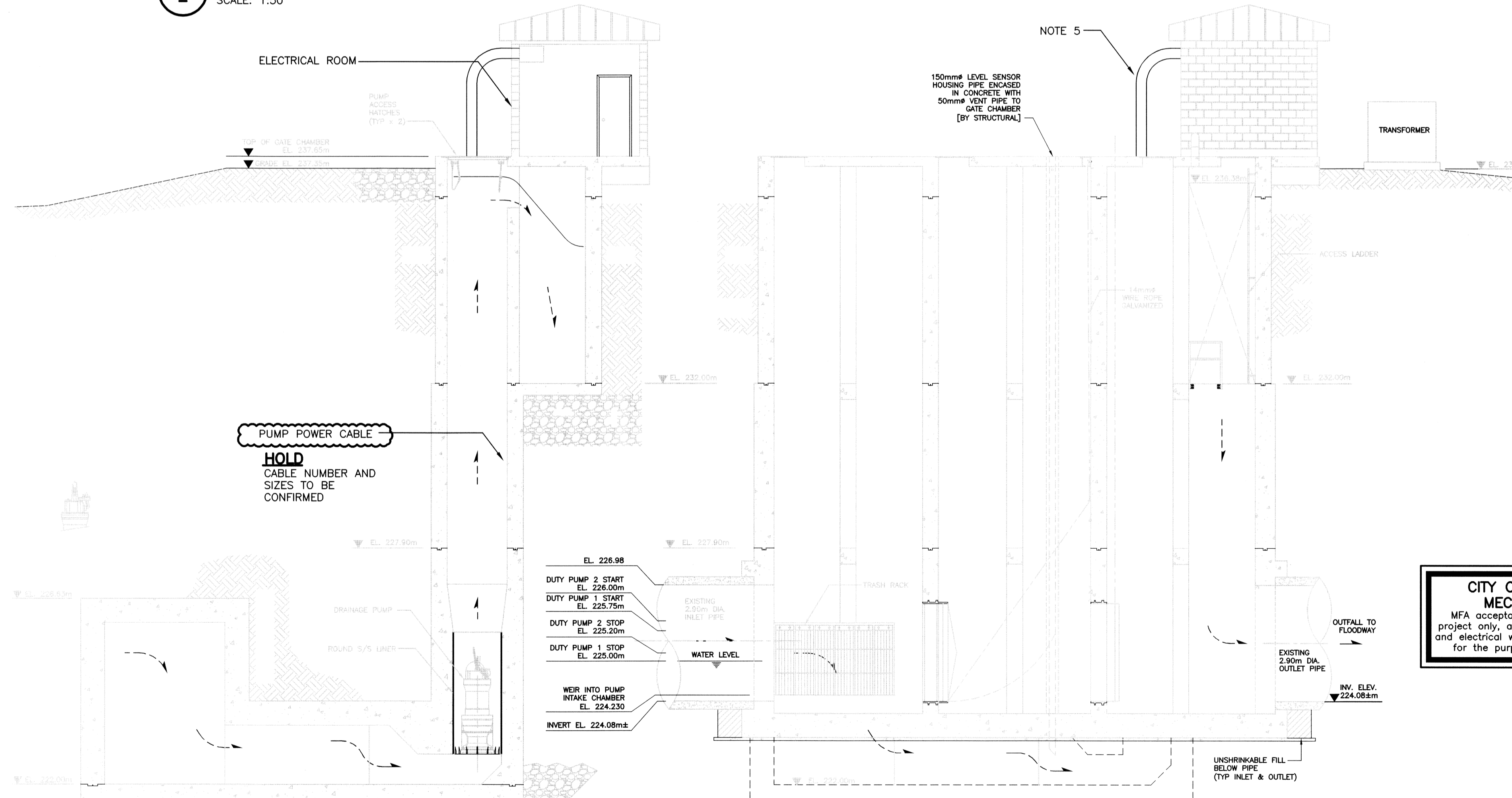


1 GRADE LEVEL PLAN - EL. 238.50m
SCALE: 1:50



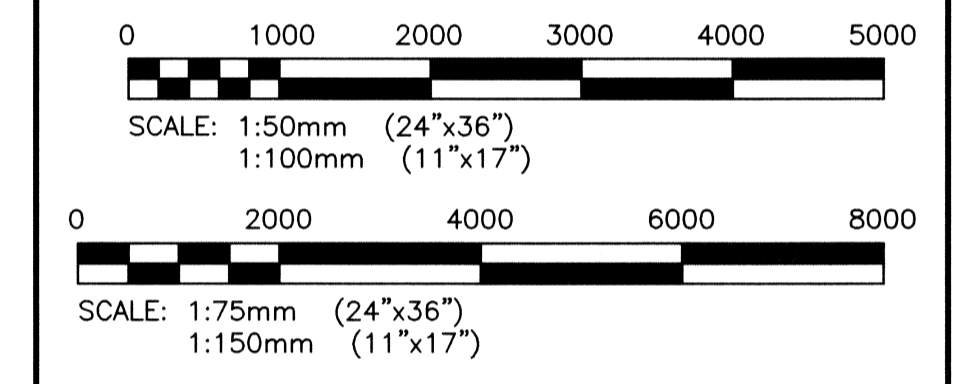
A SECTION - FLOOD PUMP STATION
SCALE: 1:75

B SECTION - FLOOD PUMP STATION
SCALE: 1:75

LEGEND:

NOTES:

- HIGHEST ALLOWABLE PUMP #2 START ACTIVATION TO PROTECT LOWEST BASEMENT.
- LEVEL SENSOR SHALL BE INSTALLED IN ACCORDANCE WITH MANUFACTURER'S RECOMMENDATIONS. A 150mm PIPE WELL SHALL BE SUPPLIED BY STRUCTURAL.
- FLOAT SWITCH SHALL BE A FLYGT ENM-10. SWITCH SHALL BE INSTALLED WITH THE CABLING FED THROUGH A CABLE GLAND AND CONNECTED TO A CONDUIT VIA A "RAB" BOX. SENSOR CABLE CONDUIT SHALL HAVE A STRAIGHT RUN FROM 18" ABOVE SENSOR LOCATION TO SEALED JUNCTION BOX AT TOP OF PIT.
- AREA WITHIN PIT IS CLASSIFIED AS CATEGORY 1, THERE ARE NO JUNCTIONS LOCATED WITHIN THIS AREA. ALL OTHER AREAS ARE NORMAL ELECTRICAL.
- PROVIDE 6.35mm [1/4"] THICK PLATE CUSTOM TROUGH FOR ROUTING OF PUMP CABLES FROM WET WELL TO SPLITTER INSIDE ELECTRICAL ROOM. TROUGHS SHALL BE HOT DIP GALVANIZED AND BRACED TO EACH OTHER. SEE ELECTRICAL WORKS DRAWING CCS-48aE-006c-01.
- EXTEND GROUNDING OUT BEYOND GRANULAR BACKFILL TO THREE (3) GROUND RODS IN NATIVE SOIL - APPROXIMATELY 50ft. [15.25m±].



00	05/04/07	Issued for Tender and Construction By City of Winnipeg	GCN	DDW	REW
0C	05/04/07	Issued for Review to City of Winnipeg	GCN	DDW	REW
0B	04/07/06	Issued with Contract C5 as Reference Only	GCN	AP	REW
0A	09/06/06	ISSUED FOR REVIEW, 90% COMPLETE	GCN	AP	REW
NO.	DATE	REVISIONS	BY	CKD	APP

KGS GROUP

SUBCONSULTANT DWG NO.:
C of A

ENG. STAMP

DESIGNED BY:	AP	DRAWN BY:	GCN	SCALE:	AS NOTED
CHECKED BY:	REW	APPROVED BY:	REW	DATE:	MAY, 2006

KGS GROUP SUBMITTED BY: RICK CARSON
OWNER: **MANITOBA FLOODWAY AUTHORITY**

PROJECT: **RED RIVER FLOODWAY EXPANSION**

PHASE: **MAIN CHANNEL CONTRACT No C5**


TITLE: **KILDARE LAND DRAINAGE FLOOD PUMPING STATION ELECTRICAL WORKS FLOOD PUMPING STATION PLAN AND DETAILS**

MFA acceptance:

DOUG McNEIL
VICE PRESIDENT OF ENGINEERING AND CONSTRUCTION

OWNER DWG NO.:	CC5-48aE-001c	SHT.	01	REV.	00
----------------	---------------	------	----	------	----

CITY OF WINNIPEG IS RESPONSIBLE FOR MECHANICAL AND ELECTRICAL WORK
MFA acceptance is limited to the Red River Floodway Expansion project only, and specifically excludes acceptance of any mechanical and electrical works indicated on this drawing, which are incorporated for the purpose of City of Winnipeg Bid Opportunity 236-2007



THE CITY OF WINNIPEG WATER & WASTE DEPARTMENT

CAD FILE DRAWING NUMBER: **CC5-48aE-001c-01-00.dwg** CITY DRAWING NUMBER: **-**

24"x36"/(609x914) P:\Projects\2005_05-0107-17-Electr\Draws\CC5-48aE-001c-01-00.dwg - Jun 01, 2007 - 4:58pm - User:Ghnelson