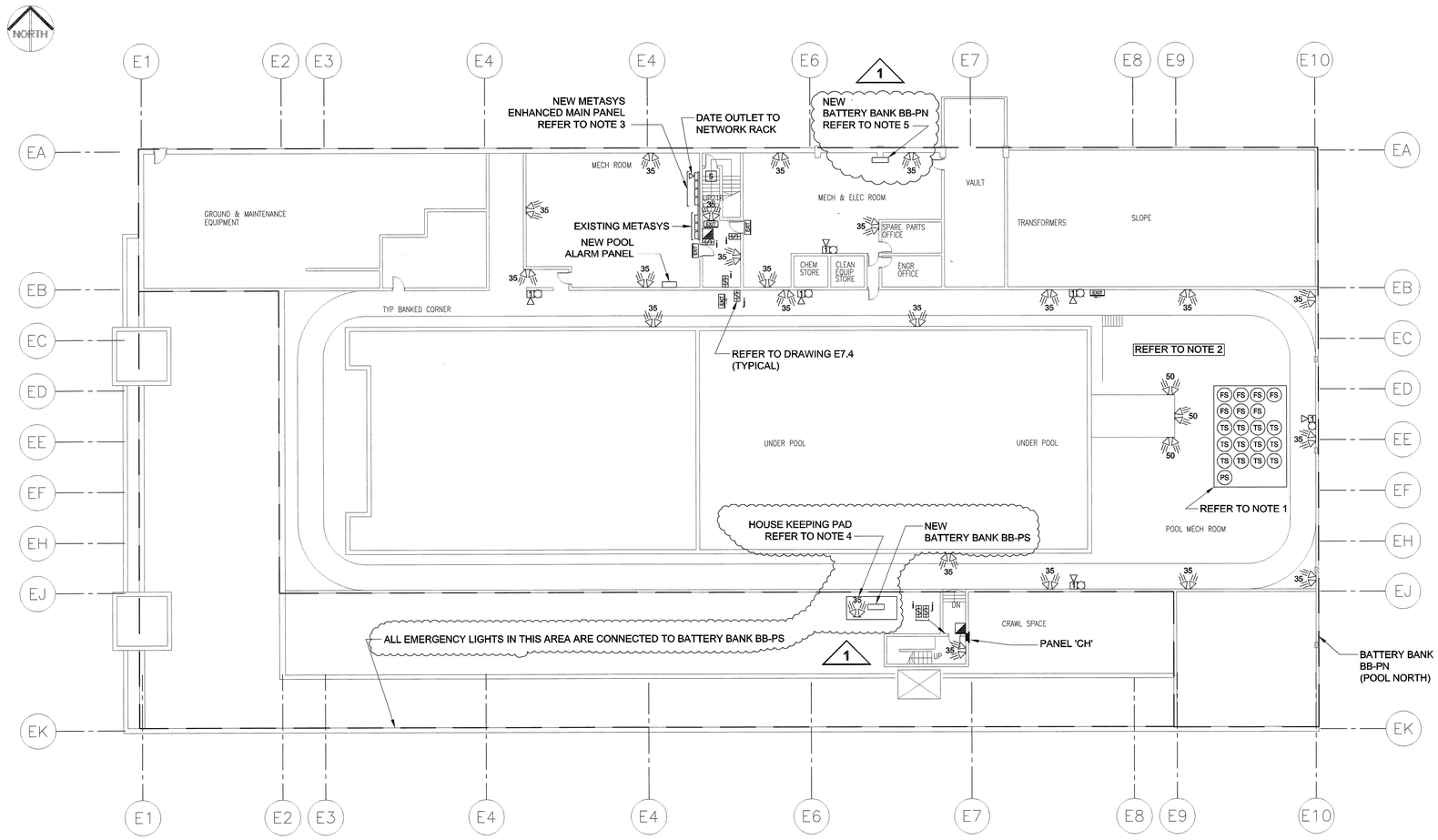

PLAN 1

SCALE 1:200 (0, 2000, 4000, 6000 mm)

BASEMENT
LIFE SAFETY AND SYSTEMS

NOTES:

1. CONFIRM NUMBER AND LOCATION OF SPRINKLER FLOW, PRESSURE AND TAMPER SWITCHES.
2. COORDINATE LAYOUT WITH POOL EQUIPMENT.
3. METASYS ENHANCED MAIN PANEL AND BACKBOARD BY CONTROLS CONTACTORS. PROVIDE TWO 15A-1P DEDICATED CIRCUITS FROM LOCAL PANELBOARDS.
4. PROVIDE A 2900x2400 (9.5'x8') HOUSE KEEPING PAD, 150 (6") THICK WITH 10M @ 400 OC REINFORCEMENT TOP AND BOTTOM. EXCAVATE AREA FOR PAD LEVEL.
5. CONNECT TO 600V SPACE IN CLOSEST 600V PANEL WITH 15A-2P BREAKER.

1

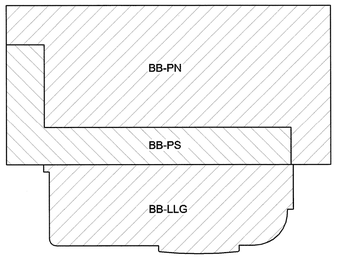

DETAIL 2

SCALE: N.T.S.
CRAWL SPACE/BASEMENT AREAS SERVED BY BATTERY BANKS

DETAIL NOTES:

1. ALL WIRING TO BE IN RACEWAY.
2. PROVIDE JUNCTION BOX ABOVE EACH DEVICE IN CEILING SPACE. WHEN RISERING DOWN FROM DEVICE, PROVIDE JUNCTION BOX BELOW FLOOR SLAB FOR EACH DEVICE.
3. PROVIDE TWO 120V, 15A-1P CIRCUITS TO PEGASYS CONTROL PANEL FROM CLOSEST 120V PANELBOARD.
4. CITY MAY ELECT TO PROVIDE A PEGASYS SUB PANEL IN MAIN FLOOR DATA ROOM (GRID LINE G.7, A.3). ALLOW FOR RUNNING ALL WIRING TO BASEMENT PEGASYS SYSTEM.
5. PROVIDE WIRE MARKERS ON ALL WIRES ALLOWING BOTH ENDS (FIELD AND PANEL) TO BE IDENTIFIED. SUBMIT IDENTIFICATION SCHEME FOR APPROVAL.
6. PROVIDE SECOND DOOR SENSOR , WIRED IN SERIES AT DOUBLE DOOR (ONE FOR EACH DOOR).
7. AFTER AWARD, PROVIDE A BREAKOUT PRICE FOR SECURITY MANAGEMENT SYSTEM (PEGASYS) (FOR ACCOUNTING PURPOSES).
8. CITY OF WINNIPEG WILL REVIEW INSTALLATION REQUIREMENTS WITH CONTRACTOR.

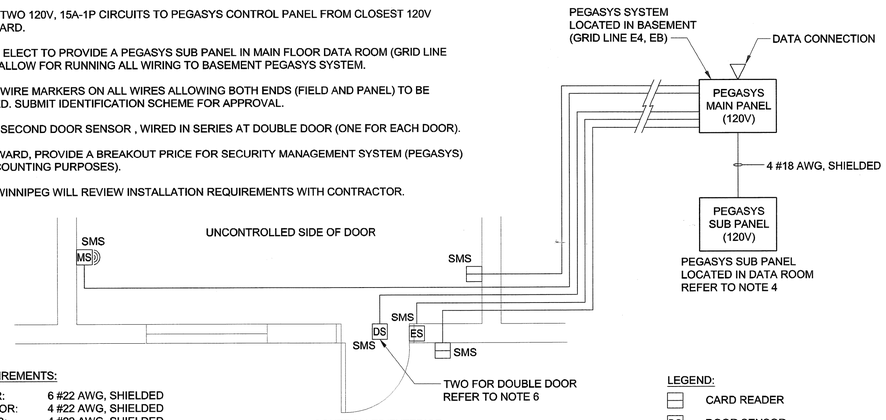

WIRING REQUIREMENTS:

CARD READER:	6 #22 AWG, SHIELDED
MOTION SENSOR:	4 #22 AWG, SHIELDED
DOOR SENSOR:	4 #22 AWG, SHIELDED
ELECTRIC STRIKE:	2 #18 AWG, SHIELDED

LEGEND:

- CARD READER
- DS DOOR SENSOR
- MS MOTION SENSOR
- ES ELECTRIC STRIKE
- SMS SECURITY MANAGEMENT SYSTEM (PEGASYS)

DETAIL 3

SCALE: N.T.S.
TYPICAL SECURITY MANAGEMENT SYSTEM (PEGASYS) ACCESS CONTROL DOOR

DETAIL NOTES:

1. ALL WIRING TO BE IN RACEWAY.
2. PROVIDE JUNCTION BOX ABOVE EACH DEVICE IN CEILING SPACE. WHEN RISERING DOWN FROM DEVICE, PROVIDE JUNCTION BOX BELOW FLOOR SLAB FOR EACH DEVICE.
3. EXISTING KEY SWITCHES ARE TO BE REMOVED, COMPLETE WITH WIRING BACK TO EXISTING DSC PANEL. THESE WILL BE REPLACED WITH CARD READERS.
4. PROVIDE WIRE MARKERS ON ALL WIRES ALLOWING BOTH ENDS (FIELD AND PANEL) TO BE IDENTIFIED. SUBMIT IDENTIFICATION SCHEME FOR APPROVAL.
5. AFTER AWARD, PROVIDE A BREAKOUT PRICE FOR INTRUSION SYSTEM (FOR ACCOUNTING PURPOSES).
6. COMPONENT STANDARD OF ACCEPTANCE:
   - BREAK GLASS SENSORS: HONEYWELL FG-730 DUAL TECHNOLOGY
   - MOTION DETECTOR: HONEYWELL DT7550C FOR ALL AREAS
   - LONG RANGE MOTION DETECTOR: HONEYWELL DT900 WITH BARRIER LENS (FIRST FLOOR LOBBY AREA), DT900 WITH WIDE ANGLE LENS AND DT906 WITH THE BARRIER LENS (SECOND FLOOR RUNNING TRACK)
   - DOOR CONTACT: HONEYWELL 951WH FOR ALL DOOR (WHEREVER IS APPLICABLE)
7. CITY OF WINNIPEG WILL REVIEW INSTALLATION REQUIREMENTS WITH CONTRACTOR.

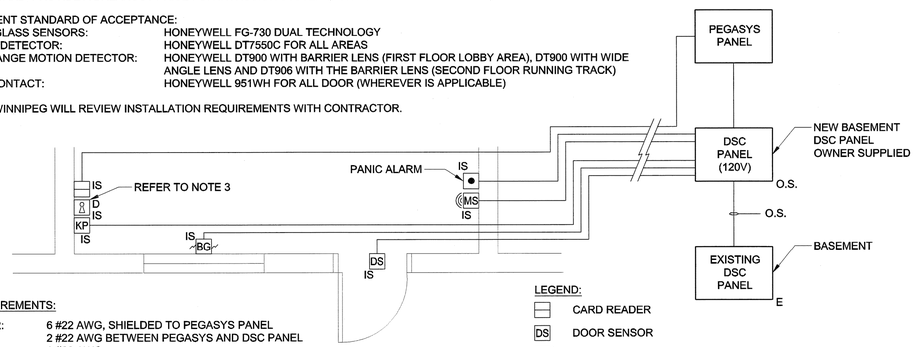

WIRING REQUIREMENTS:

CARD READER:	6 #22 AWG, SHIELDED TO PEGASYS PANEL
	2 #22 AWG BETWEEN PEGASYS AND DSC PANEL
BREAK GLASS:	6 #22 AWG
DOOR SENSOR:	4 #22 AWG
KEY PAD:	6 #22 AWG, SHIELDED (CONFIRM)
PANIC ALARM:	2 #22 AWG
MONITOR SENSOR:	4 #22 AWG, SHIELDED

LEGEND:

- CARD READER
- DS DOOR SENSOR
- MS MOTION SENSOR
- KP KEY PAD
- KEY SWITCH
- PUSHBUTTON
- BG BREAK GALSS SENSOR
- IS INTRUSION SYSTEM (DSC)

DETAIL 4

SCALE: N.T.S.
TYPICAL INTRUSION SYSTEM (DSC)

UMA | AECOM

© 2007 UMA ENGINEERING LTD. ALL RIGHTS RESERVED.

APEGM Certificate of Authorization
UMA Engineering Ltd. (MB)
No. 256 Date: Aug 21, 2007

DRN	CHK	DES	ENG	IDR
QL				

UMA | AECOM REVIEW

NO.	REVISION/DESCRIPTION	BY	DATE
1	ISSUED FOR ADDENDUM #2	QL	07/08/21
0	ISSUED FOR TENDER	QL	07/07/23

SEALS: PROVINCE OF MANITOBA, S. K. SMART, Member 20996, Aug 21, 2007, REGISTERED PROFESSIONAL ENGINEER

DRAWN BY QL | CHECKED BY | APPROVED
DATE 2007.02.21 | USER APPROVAL

Winnipeg
CITY OF WINNIPEG
PLANNING, PROPERTY & DEVELOPMENT DEPARTMENT
CIVIC ACCOMMODATIONS DIVISION
300 – 65 GARRY ST. R3C 4K4

PROJECT
Construction of Cindy Klassen Recreation Complex Facility Enhancement Project
999 Sargent St. Winnipeg, Manitoba

SHEET TITLE
Electrical
Basement
Life Safety and Systems

SCALE	PROJECT NO.	SHEET NO.
1:200	2005-059	E2.7

DRAWING SHEET SIZE: A1 (841mm x 594mm) PLOT 1:1

UMA FILE NAME: F953-001-01_01-E-2007_RX.dwg PLOT: 07/08/22 2:37:42 PM
ADDRESS: 999 Sargent St. Winnipeg, Manitoba PROJECT No: F953-001-01 DESCRIPTION: Site Plan DATE: 2007.02.21 FILE NAME: F953-001-01_01-E-1001_RX.dwg