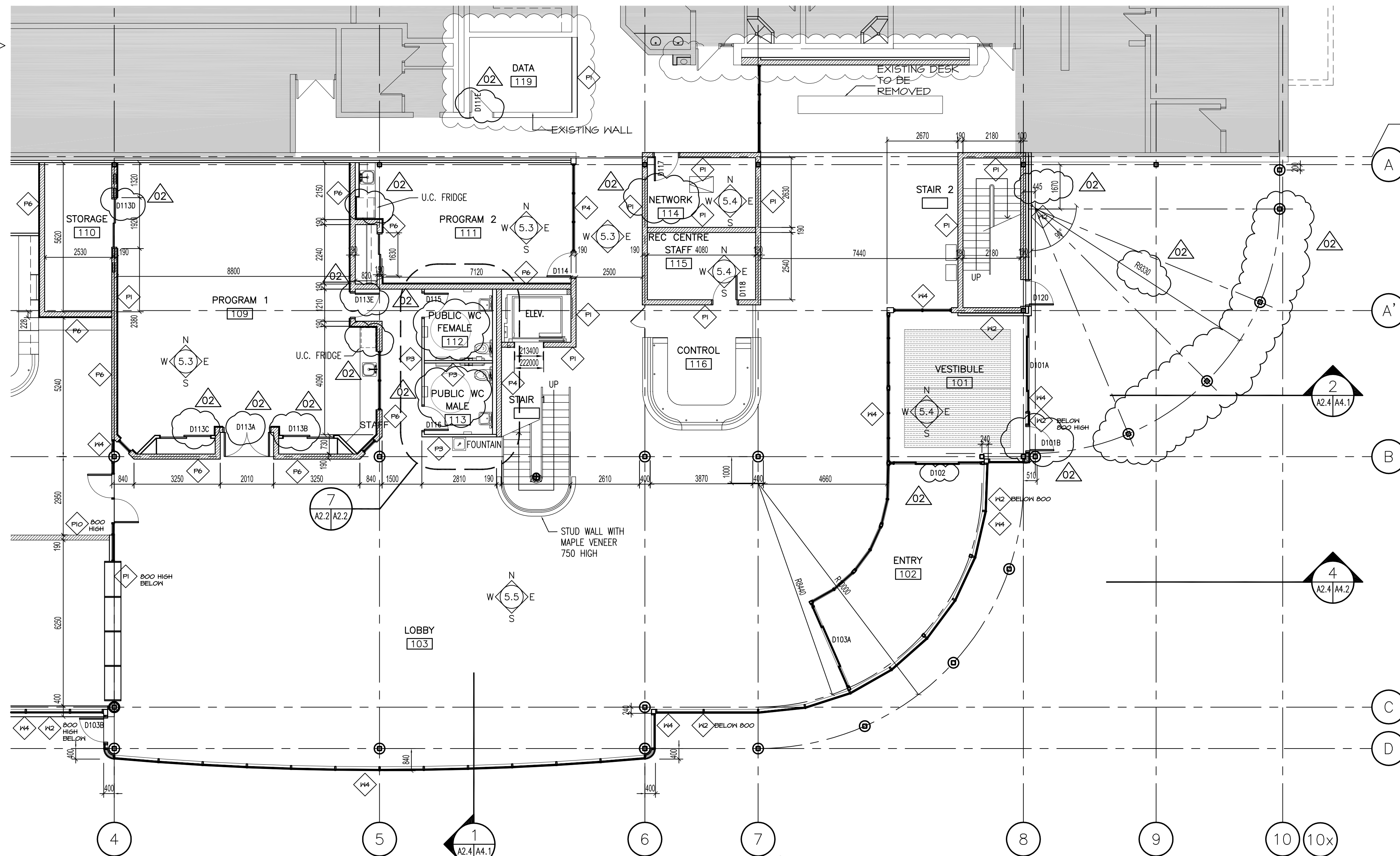
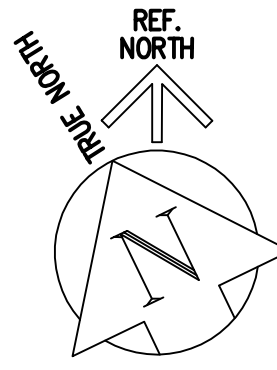


PROJECT No: 06024 ADDRESS: 999 Sargent Ave, Winnipeg, MB DATE: 2007 June 22 FILE NAME: 06024-A2.4.mpl/A2.4 DESCRIPTION: ENLARGED MAIN FLOOR PLAN



5 ENLARGED MAIN FLOOR PLAN
SCALE: 1 : 100

DRAWING LEGEND

- WALL CONSTRUCTION
 - DEMOLISHED WALL
 - BLOCK WALL CONSTRUCTION
- NEW DOOR & FRAME
 - DOOR NUMBER
- EXISTING DOOR & FRAME TO REMAIN
- EXISTING DOOR & FRAME TO BE DEMOLISHED
- BUILDING SECTION
 - SECTION #
 - ORIGIN
 - DESTINATION
- SECTION
- DETAIL
- INTERIOR ELEVATIONS
- CONSTRUCTION TYPE
- ELEVATION MARKER
- KEY NOTE
- WINDOW TYPE

WALL TYPES

- P1 -38 METAL CLADDING
-100 RIGID INSULATION
-100 T.B. Z-BARS
-AIR/VAPOUR BARRIER
-13 EXT. GWB
-152 STEEL STUDS
-16 GWB
- P2 -90 BRICK
-25 AIR SPACE
-100 RIGID INSULATION
-100 T.B. Z-BARS
-AIR/VAPOUR BARRIER
-190 MASONRY BLOCK
- P3 -ACRYLIC STUCCO ON METAL LATH
-19 PLYWOOD
-100 RIGID INSULATION
-100 T.B. Z-BARS
-AIR/VAPOUR BARRIER
-13 EXT. GWB
-92 STEEL STUD
- P4 -ALUMINUM FRAMING/GLAZING SYSTEM
- P5 -38 METAL CLADDING
-100 RIGID INSULATION
-100 T.B. Z-BARS
-AIR/VAPOUR BARRIER
-16 TYPE X EXT. GWB
-152 STEEL STUDS
-16 TYPE X GWB, PTD

FLOOR TYPES

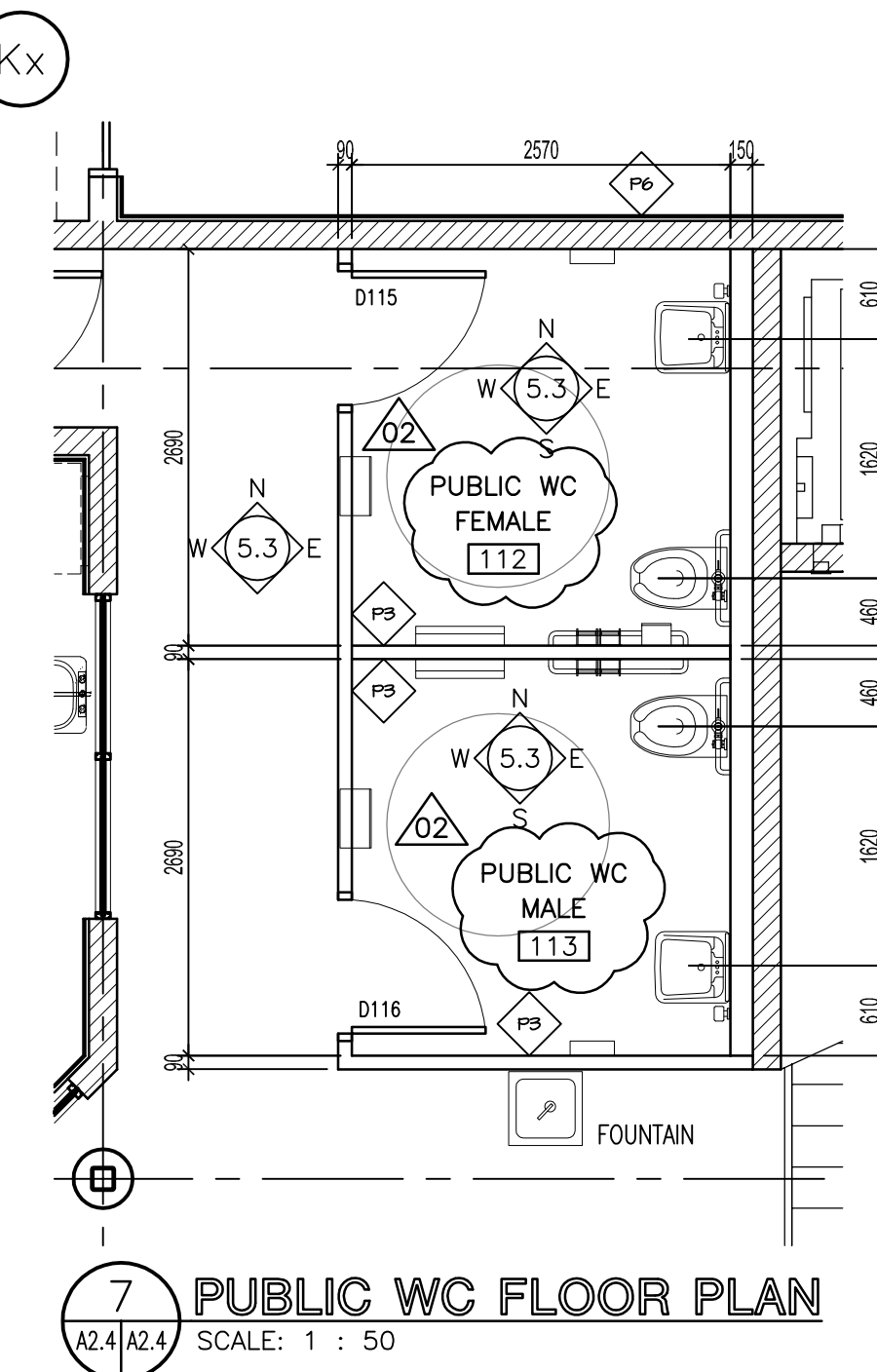
- F1 -CONCRETE TOPPING
-200 HOLLOW CORE
-RESILIENT CHANNELS
-64 CHANNELS (SUSPENDED)
-100 SEMIRIGID INSULATION
-2X-13 GWB
- F2 -CONCRETE TOPPING
-200 HOLLOW CORE
-CRAWLSPACE

PARTITION TYPES

- P1 -190 MASONRY BLOCK
- P2 -16 EXT. GWB
-152 STEEL STUDS
-16 GWB
- P3 -16 EXT. GWB
-92 STEEL STUDS
-16 GWB
-INSULATION
- P4 -16 EXT. GWB
-92 STEEL STUDS
-190 MASONRY BLOCK
- P5 -ALUMINUM FRAMING/GLAZING SYSTEM
- P6 (1HR F.R. SHAFT WALL)
-16 TYPE X GWB, PTD
-C-T STUDS @ 400 O/C
-ACOUSTIC BATT INSULATION
-25 TYPE X GWB
- P7 -190 MASONRY BLOCK
-25MM METAL FURRING
-13mm GWB
- P8 -16 TYPE X GWB
-92 STEEL STUDS
-16 TYPE X GWB
- P9 -38 METAL CLADDING-HORIZ.
-16 TYPE X GWB
-152 STEEL STUDS
-16 TYPE X GWB
-22 RESILIENT CLIPS
-16 TYPE X GWB
- P10 -16 TYPE X GWB
-92 STEEL STUDS
- P11 -2 LAYERS 90mm CMU

ROOF TYPES


- R1 -2 PLY WOOD BIT
-2X13 PROTECTION BOARD
-200 RIGID (R5/INCH)
-AIR/VAPOUR BARRIER
-13 EXT. GWB
-38 METAL DECK



7 PUBLIC WC FLOOR PLAN
SCALE: 1 : 50

NOTES :
THESE DRAWINGS SHALL NOT BE SCALED.
THE CONTRACTOR SHALL VISIT THE SITE AND SATISFY ONESELF ALL DIMENSIONS, DATUM, AND DETAILED INFORMATION SHOWN ARE CORRECT.
THE CONTRACTOR IS TO REVIEW AND COORDINATE ALL ARCHITECTURAL, MECHANICAL, ELECTRICAL AND STRUCTURAL DRAWINGS FOR ADDITIONAL OPENINGS THROUGH FLOORS, WALLS, AND CEILINGS FOR DUCT, PIPE & ELECTRICAL RISERS AND ALL OPENINGS NOT SHOWN ON DRAWINGS.
ALL OPENINGS THROUGH FIRE ASSEMBLIES ARE TO BE FIRE STOPPED AND SEALED WITH ULC APPROVED FIRE STOPPING TO MAINTAIN THE INTEGRITY OF THE FIRE SEPARATION, AND PROVIDE A SMOKE-TIGHT BARRIER.
ALL PRODUCTS AND MATERIALS TO BE USED AND INSTALLED SHALL CONFORM WITH MANUFACTURER'S SPECIFICATIONS & APPLICABLE CODES.
THE CONTRACTOR SHALL BE RESPONSIBLE TO PATCH AND MAKE GOOD ALL EXISTING CONSTRUCTION AFFECTED BY THE REMOVAL OF ALL ITEMS FORMING THE PART OF THE RENOVATION WORK.
WHERE NEW FLOORING AND BASE IS TO BE INSTALLED IN EXISTING AREAS (REFER TO FLOOR PLAN AND ROOM SCHEDULE) THE EXISTING FLOORING SURFACE AND BASE MUST BE REMOVED, UNLESS OTHERWISE NOTED. ALL FLOOR SURFACES SHALL BE PREPARED IN ACCORDANCE TO MANUFACTURER'S RECOMMENDATIONS FOR INSTALLATION OF NEW FLOOR.
WHERE PAINTING OF EXISTING WALLS IS INDICATED ON THE ROOM SCHEDULE, THESE WALLS MUST BE CLEANED OF ANY EXISTING WALL COVERING, PATCHED & PREPARED TO ACCEPT NEW MATERIAL, UNLESS OTHERWISE NOTED.

NO.	REVISION/DESCRIPTION	BY	DATE
02	ADDENDUM NO. 1	DG	AUG 10/07
01	ISSUED FOR PERMIT	DG	AUG 09/07
00	ISSUED FOR TENDER	DG	JUL 24/07



DRAWN BY: CAD **CHECKED BY:** USER **APPROVED:** APPROVED
DATE: 2007 June 22

CITY OF WINNIPEG
PLANNING, PROPERTY & DEVELOPMENT DEPARTMENT
CIVIC ACCOMMODATIONS DIVISION
300 - 65 GARRY ST. R3C 4K4

PROJECT
CONSTRUCTION OF CINDY KLASSEN RECREATION COMPLEX FACILITY ENHANCEMENT PROJECT
999 Sargent Ave, Winnipeg, MB

SHEET TITLE
ENLARGED MAIN FLOOR PLAN

SCALE	PROJECT NO.	SHEET NO.
AS SHOWN	2005-059	A2.4

DRAWING SHEET SIZE: A1 (841mm x 594mm) PLOT 1:1

Neil Cooper Architect Inc.
10-395 Berry Street, Winnipeg, Manitoba R3J 1N6