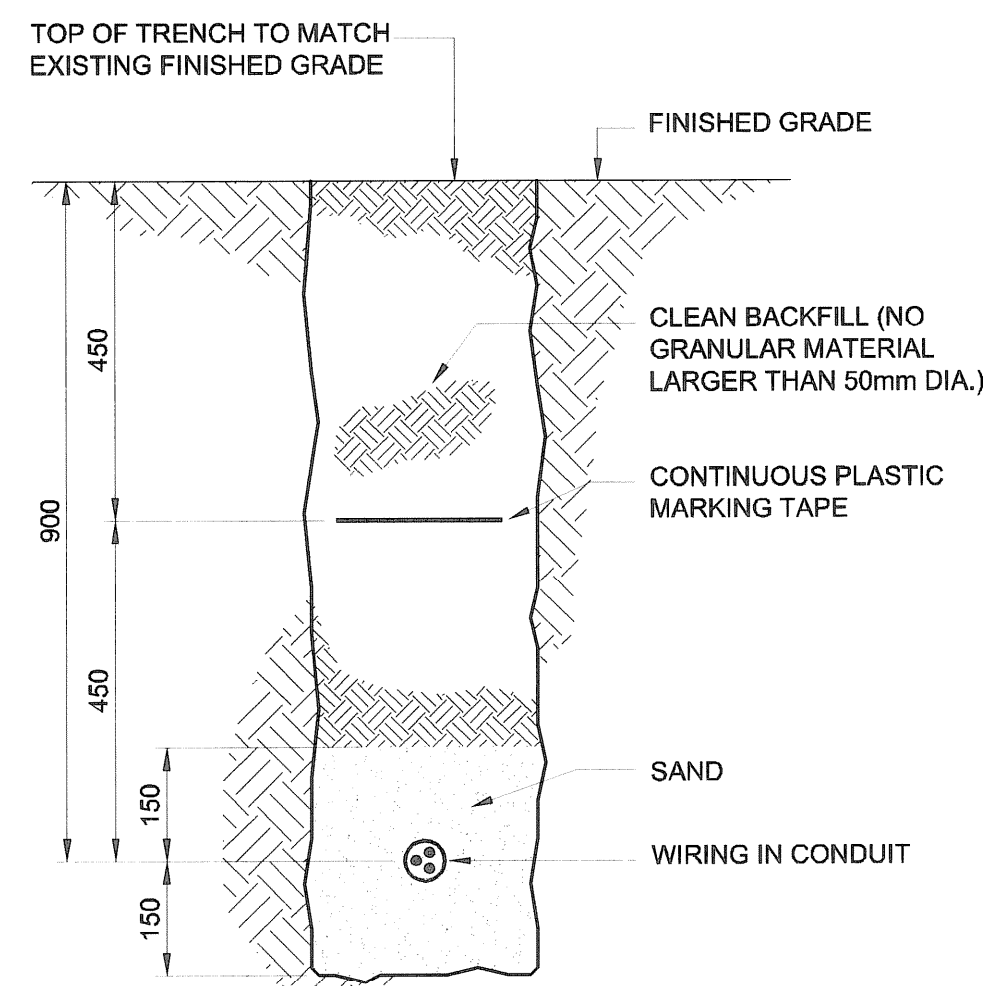


DETAIL B
SCALE 1:20
SITE-E1.1
PARKING PANEL & GUARDRAIL



DETAIL A
SCALE 1:10
SITE-E1.1
CONDUIT & CABLE IN TRENCH

NORTH UTILITY VEHICLE PARKING LOT PANEL NP									
CCT NO	DESCRIPTION	LOAD	TRIP AMPS	N AB	TRIP AMPS	LOAD	DESCRIPTION	CCT NO	
01	PARKING RECEPT. STALL No. 1		15A		15A		PARKING RECEPT. STALL No. 12	02	
03	PARKING RECEPT. STALL No. 1						PARKING RECEPT. STALL No. 12	04	
05	PARKING RECEPT. STALL No. 2		15A		15A		PARKING RECEPT. STALL No. 13	06	
07	PARKING RECEPT. STALL No. 2						PARKING RECEPT. STALL No. 13	08	
09	PARKING RECEPT. STALL No. 3		15A		15A		PARKING RECEPT. STALL No. 14	10	
11	PARKING RECEPT. STALL No. 3						PARKING RECEPT. STALL No. 14	12	
13	PARKING RECEPT. STALL No. 4		15A		15A		PARKING RECEPT. STALL No. 15	14	
15	PARKING RECEPT. STALL No. 4						PARKING RECEPT. STALL No. 15	16	
17	PARKING RECEPT. STALL No. 5		15A		15A		PARKING RECEPT. STALL No. 16	18	
19	PARKING RECEPT. STALL No. 5						PARKING RECEPT. STALL No. 16	20	
21	PARKING RECEPT. STALL No. 6		15A		15A		PARKING RECEPT. STALL No. 17	22	
23	PARKING RECEPT. STALL No. 6						PARKING RECEPT. STALL No. 17	24	
25	PARKING RECEPT. STALL No. 7		15A		15A		PARKING RECEPT. STALL No. 18	26	
27	PARKING RECEPT. STALL No. 7						PARKING RECEPT. STALL No. 18	28	
29	PARKING RECEPT. STALL No. 8		15A		15A		PARKING RECEPT. STALL No. 19	30	
31	PARKING RECEPT. STALL No. 8						PARKING RECEPT. STALL No. 19	32	
33	PARKING RECEPT. STALL No. 9		15A		15A		PARKING RECEPT. STALL No. 20	34	
35	PARKING RECEPT. STALL No. 9						PARKING RECEPT. STALL No. 20	36	
37	PARKING RECEPT. STALL No. 10		15A		15A		PARKING RECEPT. STALL No. 21	38	
39	PARKING RECEPT. STALL No. 10						PARKING RECEPT. STALL No. 21	40	
41	PARKING RECEPT. STALL No. 11		15A		15A		PARKING RECEPT. STALL No. 22	42	
43	PARKING RECEPT. STALL No. 11						PARKING RECEPT. STALL No. 22	44	
45	SPACE						SPACE	46	
47	SPACE						SPACE	48	
49	SPACE						SPACE	50	
51	SPACE						SPACE	52	
53	SPACE						SPACE	54	
55	SPACE						SPACE	56	
57	SPACE						SPACE	58	
59	SPACE						SPACE	60	

VOLTAGE: 120/208 PHASE: 3 WIRE: 4 BREAKER I.C.: 14 kA

MAIN BREAKER: - MAINS: 225A FEEDER: 4 #1/0 AWG

MOUNTING: NEMA 3R ENCLOSURE LOCATION: NORTH PROPERTY LINE


FED FROM: GARAGE CDP-B

NOTES: -
-
-



D	ISSUED FOR TENDER	SCK	07/11/09
C	ISSUED FOR FINAL REVIEW	SCK	07/10/09
B	ISSUED FOR 100% REVIEW	SCK	07/08/09
A	ISSUED FOR CLIENT REVIEW	QL	07/08/07
NO.	REVISION/DESCRIPTION	BY	DATE

SEALS



DRAWN BY: SCK CHECKED BY: - APPROVED -
DATE: 2007.05.09 USER APPROVAL

CITY OF WINNIPEG
Winnipeg
PLANNING, PROPERTY & DEVELOPMENT DEPARTMENT
CIVIC ACCOMMODATIONS DIVISION
300 - 65 GARRY ST. R3C 4K4


PROJECT
FORESTRY & LANDSCAPE DEVELOPMENT
FACILITY ENHANCEMENT PROJECT

PROJECT ADDRESS

SHEET TITLE

ELECTRICAL
SITE PLAN - NORTH PARKING LOT DETAILS
AND SCHEDULES

DRN	CHK	DES	ENG	IDR
UMA AECOM REVIEW				



SCALE: 1:500 PROJECT NO.: 0265-395-02 SHEET NO.: SITE-E1.2