FILE NAME: 06063 - STO - A2.1.dwg

DESCRIPTION: STORAGE - MAIN FLOOR PLAN, ELEVATIONS, DOOR & FINISH SCHEDULES DATE: 2007 Apr 12

PROJECT No: 06063

ADDRESS: 1539 Waverley Street, Winnipeg, MB

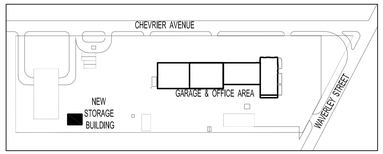

KEY PLAN
SCALE: NTS

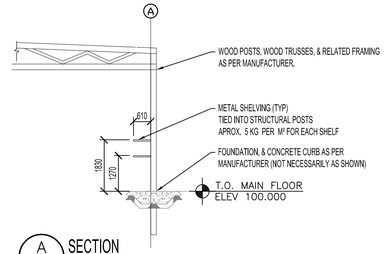

A A2.1 | A2.1 SECTION
SCALE: NTS

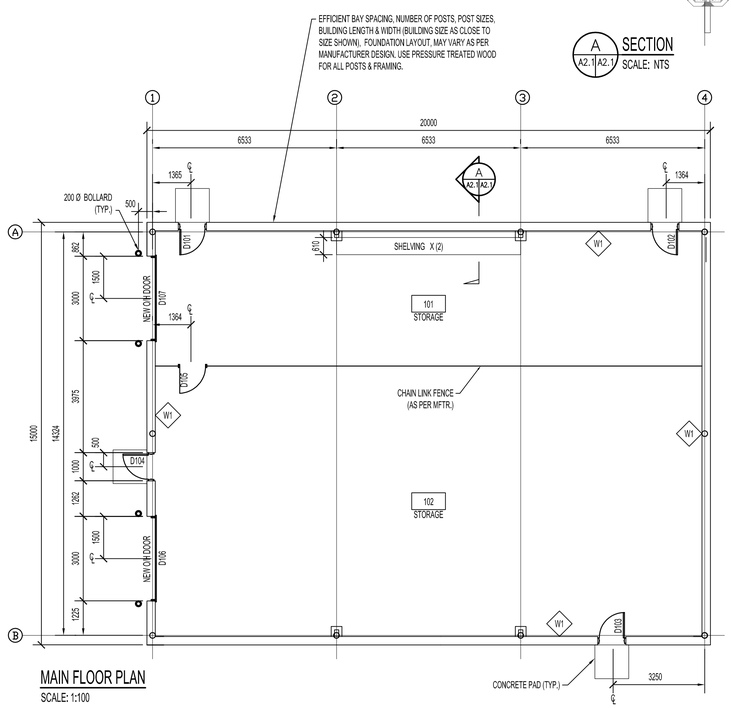

MAIN FLOOR PLAN
SCALE: 1:100

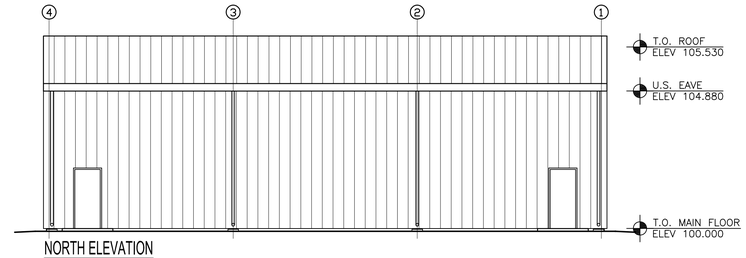

NORTH ELEVATION
SCALE: 1:100

WEST ELEVATION
SCALE: 1:100

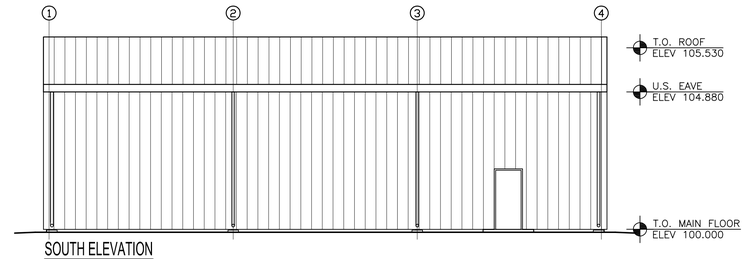

SOUTH ELEVATION
SCALE: 1:100

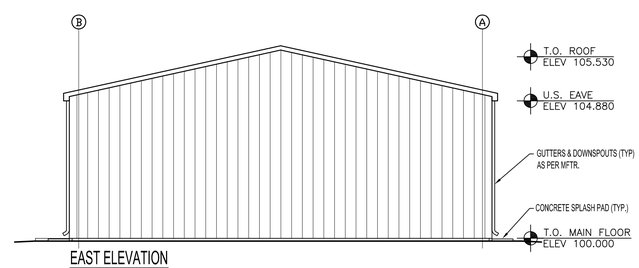

EAST ELEVATION
SCALE: 1:100

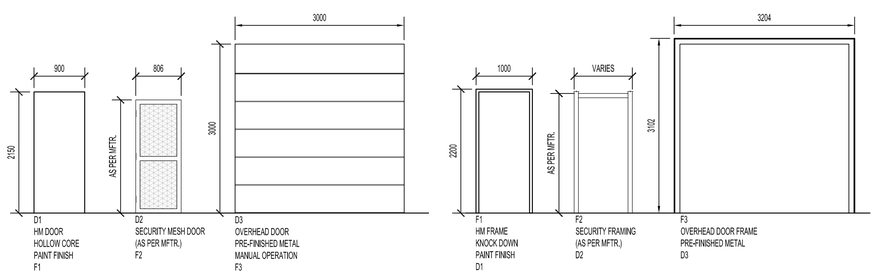

DOOR TYPES
SCALE: 1:50

FRAME TYPES
SCALE: 1:50

LEGEND	
ASPH	ASPHALT
PT	PAINTED
HM	HOLLOW METAL
PFM	PRE-FINISHED METAL
ALUM	ALUMINUM
STL	STEEL
CONC	CONCRETE

FINISH SCHEDULE

ROOM NO.	ROOM NAME	FLOOR				WALLS												CEILING				COMMENTS
		FLOORING		BASE		NORTH			EAST			SOUTH			WEST							
		MAT	COLOUR	MAT	COLOUR	MAT	FINISH	COLOUR	MAT	FINISH	COLOUR	MAT	FINISH	COLOUR	MAT	FINISH	COLOUR	MAT	FINISH	COLOUR	HGT AFF	
101	STORAGE	ASPH	-	CONC.	-	PFM	-	-	PFM	-	-	PFM	-	-	PFM	-	-	-	-	-	-	
102	STORAGE	ASPH	-	CONC.	-	PFM	-	-	PFM	-	-	PFM	-	-	PFM	-	-	-	-	-	-	

DOOR SCHEDULE

DOOR NO.	DOOR									FRAME					HDW GROUP	FIRE RATING	GRILLES	COMMENTS
	TO ROOM	SIZE		SWING	TYPE	MAT	CORE	FINISH	COLOUR	PROFILE	MAT	TYPE	FINISH	COLOUR				
D101	STORAGE ROOM 101	50x900x2150		RH	D1	HM	-	PT	-	-	HM	-	PT	-	1	-	-	
D102	STORAGE ROOM 101	50x900x2150		LH	D1	HM	-	PT	-	-	HM	-	PT	-	1	-	-	
D103	STORAGE ROOM 102	50x900x2150		LHR	D1	HM	-	PT	-	-	HM	-	PT	-	1	-	-	
D104	STORAGE ROOM 102	50x900x2150		LHR	D1	HM	-	PT	-	-	HM	-	PT	-	1	-	-	
D105	STORAGE ROOM 101 & 102	50x900x2150		RH	D2	STL	-	-	-	-	STL	-	-	-	-	-	-	AS PER MFTR.
D106	STORAGE ROOM 102	3000 W x 3000 H x 102		-	D3	ALUM	-	PFM	-	-	STL	-	PT	-	-	-	-	
D107	STORAGE ROOM 101	3000 W x 3000 H x 102		-	D4	ALUM	-	PFM	-	-	STL	-	PT	-	-	-	-	

HARDWARE GROUP SCHEDULE

GROUP 1

45 MIN FRR — (3) HINGES, PASSAGE SET, CLOSER (GENERAL LATCHED)

WALL SCHEDULE

W1 — 38 mm METAL CLADDING; 2 BARS @ 610 mm HORIZ.; 152 mm STEEL STUDS @ 400 O/C

NOTES :

THESE DRAWINGS SHALL NOT BE SCALED.

THE CONTRACTOR SHALL VISIT THE SITE AND SATISFY ONESELF ALL DIMENSIONS, DATUM, AND DETAILED INFORMATION SHOWN ARE CORRECT.

THE CONTRACTOR IS TO REVIEW AND COORDINATE ALL ARCHITECTURAL, MECHANICAL, ELECTRICAL AND STRUCTURAL DRAWINGS FOR ADDITIONAL OPENINGS THROUGH FLOORS, WALLS, AND CEILINGS FOR DUCT, PIPE & ELECTRICAL RISERS AND ALL OPENINGS NOT SHOWN ON DRAWINGS.

ALL OPENINGS THROUGH FIRE ASSEMBLIES ARE TO BE FIRE STOPPED AND SEALED WITH ULC APPROVED FIRE STOPPING TO MAINTAIN THE INTEGRITY OF THE FIRE SEPARATION, AND PROVIDE A SMOKE-TIGHT BARRIER.

ALL PRODUCTS AND MATERIALS TO BE USED AND INSTALLED SHALL CONFORM WITH MANUFACTURER'S SPECIFICATIONS & APPLICABLE CODES.

THE CONTRACTOR SHALL BE RESPONSIBLE TO PATCH AND MAKE GOOD ALL EXISTING CONSTRUCTION AFFECTED BY THE REMOVAL OF ALL ITEMS FORMING THE PART OF THE RENOVATION WORK.

WHERE NEW FLOORING AND BASE IS TO BE INSTALLED IN EXISTING AREAS (REFER TO FLOOR PLAN AND ROOM SCHEDULE) THE EXISTING FLOORING SURFACE AND BASE MUST BE REMOVED, UNLESS OTHERWISE NOTED. ALL FLOOR SURFACES SHALL BE PREPARED IN ACCORDANCE TO MANUFACTURER'S RECOMMENDATIONS FOR INSTALLATION OF NEW FLOOR.

WHERE PAINTING OF EXISTING WALLS IS INDICATED ON THE ROOM SCHEDULE, THESE WALLS MUST BE CLEANED OF ANY EXISTING WALL COVERING, PATCHED & PREPARED TO ACCEPT NEW MATERIAL, UNLESS OTHERWISE NOTED.

GENERAL NOTE:

ALL ASPECTS OF POST-BEAM METAL CLAD COMMERCIAL COLD STORAGE BUILDING, BAY SIZES, TRUSSES, DOOR OPENINGS, DOORS, FRAMING, COMPACT GRANULAR BASE, 3" ASPHALT FOR TOTAL MAIN FLOOR AREA, AND RELATED FOUNDATION REQUIREMENTS AT BASE OF WOOD POSTS, CURBS, ETC. AS PER MANUFACTURER.

INCLUDE SEALED ENGINEERING BLUE PRINT DRAWINGS, PLUS ERECTING OF STRUCTURE, ALL SPLASH PAD'S AT DOWNSPOUT'S, ALL CONCRETE PAD'S AT EACH MANDOOR LOCATION, SHELVING, AND TWO BOLLARD'S AT EACH OVERHEAD DOOR.

NO.	REVISION/DESCRIPTION	BY	DATE
0 2	ISSUED FOR TENDER	DG	NOV 2007
0 1	FINAL REVIEW	DG	OCT 19/07

SEALS

DRAWN BY CAD | CHECKED BY | APPROVED
DATE 2007 Apr 12 | USER APPROVAL

Winnipeg
CITY OF WINNIPEG
PLANNING, PROPERTY & DEVELOPMENT DEPARTMENT
CIVIC ACCOMMODATIONS DIVISION
300 – 65 GARRY ST. R3C 4K4

PROJECT

CONSTRUCTION OF OFFICE/GARAGE RENOVATIONS & STORAGE BUILDING AT 1539 WAVERLEY STREET

1539 Waverley Street, Winnipeg, MB

SHEET TITLE

NEW POST-FRAME STORAGE BUILDING - MAIN FLOOR PLAN, ELEVATIONS, DOOR & FINISH SCHEDULE

SCALE: AS SHOWN | PROJECT NO. 06063 | SHEET NO. STO - A2.1

DRAWING SHEET SIZE: A1 (841mm x 594mm) PLOT 1:1

Neil Cooper Architect Inc.
10-395 Berry Street, Winnipeg, Manitoba R3J 1N6