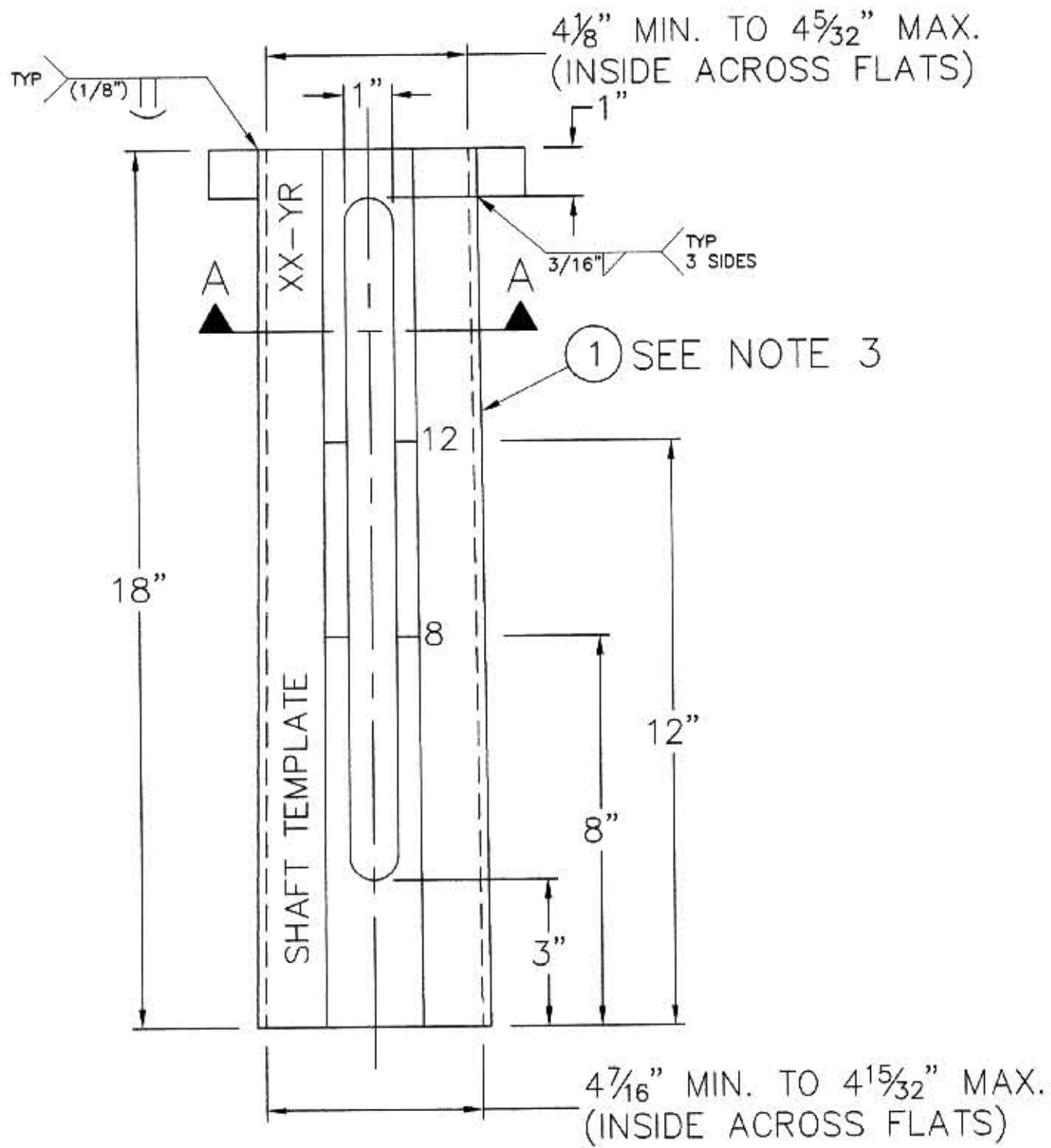
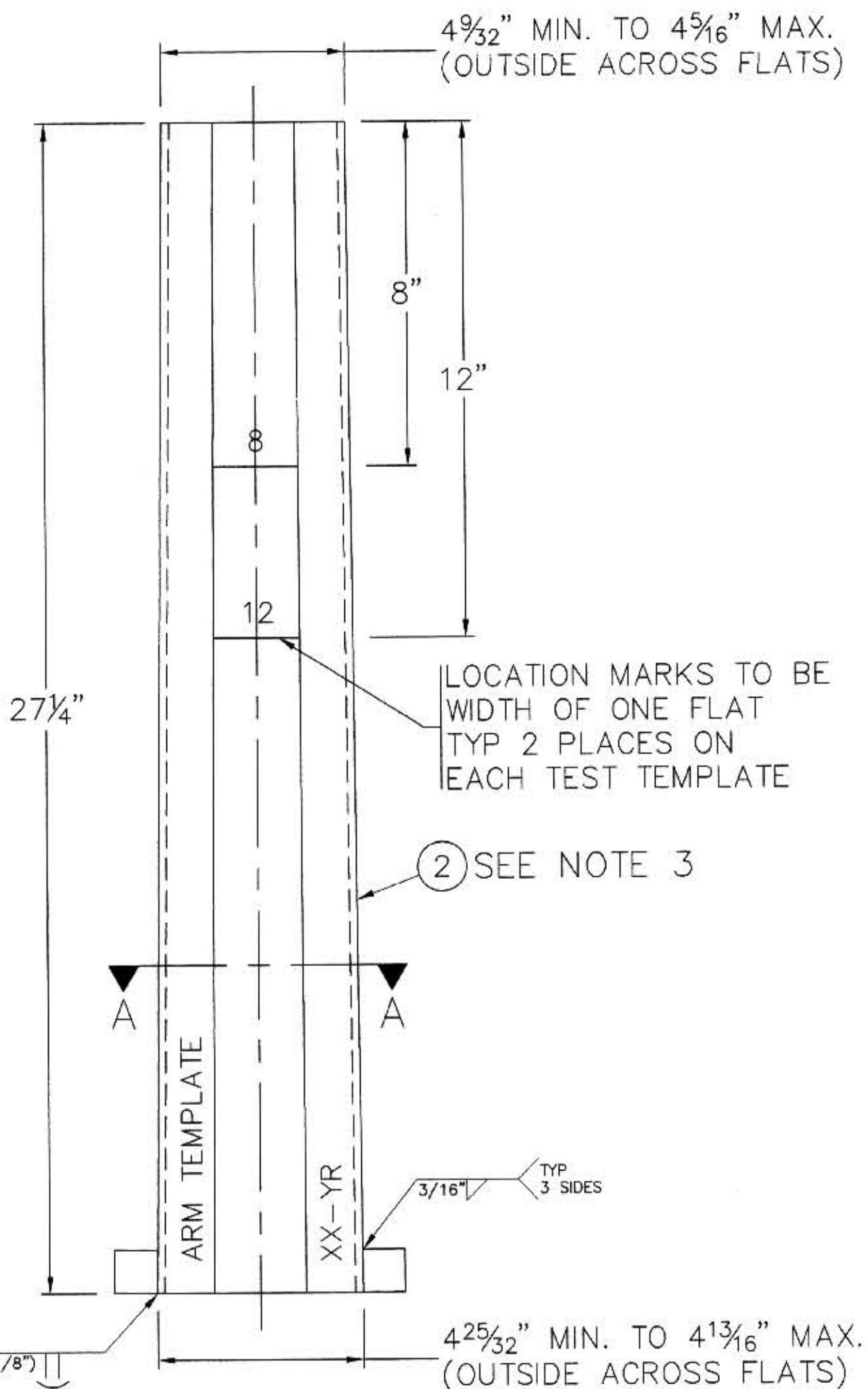


ITEM No.	No. REQ'D	DESCRIPTION	MATERIAL	DWG No.
1	1	OCTAGON SECTION SIZES AS SHOWN	7 GA. A570 GR.50	
2	1	OCTAGON SECTION SIZES AS SHOWN	7 GA. A570 GR.50	
3	4	HAMMER BLOCK 1" x 1 3/4" LONG	1" PL. G40.21 44W	



SHAFT TEMPLATE



ARM TEMPLATE

FINISH:
UNCOATED

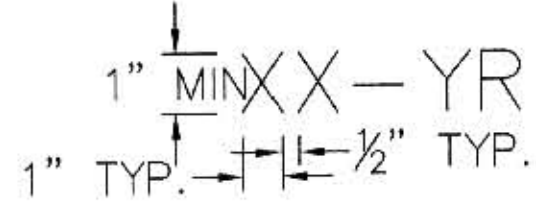
NOTE:

1. WELDING

ALL WELDING SHALL CONFORM TO CSA STANDARD W59. FABRICATOR SHALL BE FULLY APPROVED BY THE CANADIAN WELDING BUREAU AS PER CSA STANDARD W47.1.

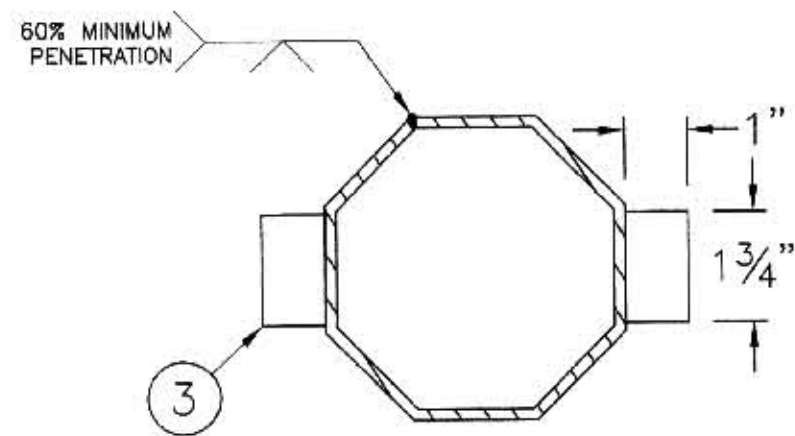
2. IDENTIFICATION AND MARKINGS

LETTERS FOR 8 AND 12 INCH LOCATION MARKS, ARM TEMPLATE, SHAFT TEMPLATE, MANUFACTURER AND YEAR SHALL BE EITHER STAMPED OR ENGRAVED, THEN IN-FILLED WITH A LIGHT COLORED PAINT. LETTERS SHALL BE MINIMUM 1 INCH HIGH AND 1 INCH WIDE WITH 1/2 INCH SPACING BETWEEN LETTERS. TYPICAL FORMAT IS SHOWN BELOW.



XX IS THE POLE MANUFACTURER CODE AND YR IS THE LAST TWO DIGITS OF YEAR OF MANUFACTURE.

3. ALL FLATS SHALL BE EQUAL WIDTH.



SECTION A-A



REV. No.	DATE	REVISIONS	APPROVED
1	JUNE 17 2004	REDRAWN	

THE CITY OF WINNIPEG
PUBLIC WORKS DEPARTMENT
TRANSPORTATION DIVISION

GES ENGINEERING INC.
CALGARY, AB. PHONE (403) 240-2921 FAX (403) 240-3713

**TEST TEMPLATE FOR
ARM AND SHAFT**

DESIGNED AND APPROVED <i>R. Selme</i> DATE <i>GES Engineering Inc</i> <i>July 23, 2004</i>	DRAWN G.G. DATE JUNE 13, 2004	DWG No. ST-107	SCALE NTS	SHEET 1 OF 1	REV. No. 1
--	--	-------------------	--------------	-----------------	---------------