
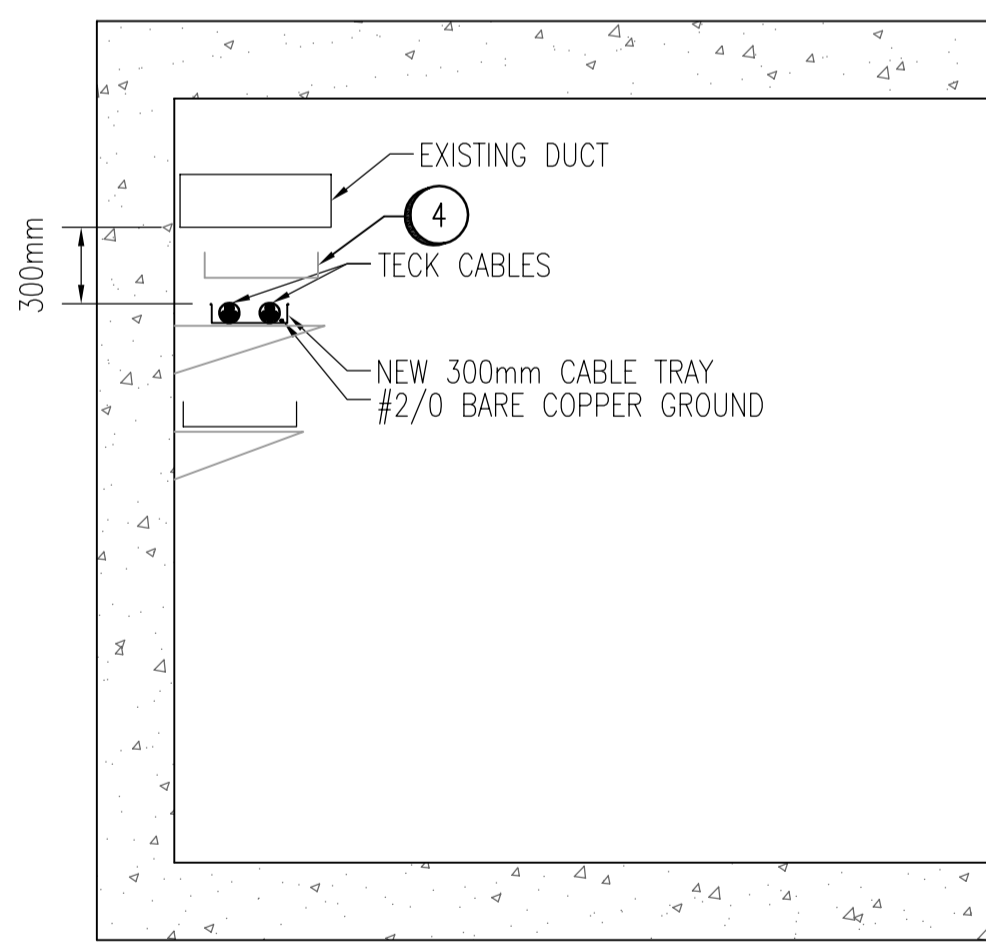


**6** GRIT BUILDING PLAN CONT'D  
E010-002 1:50



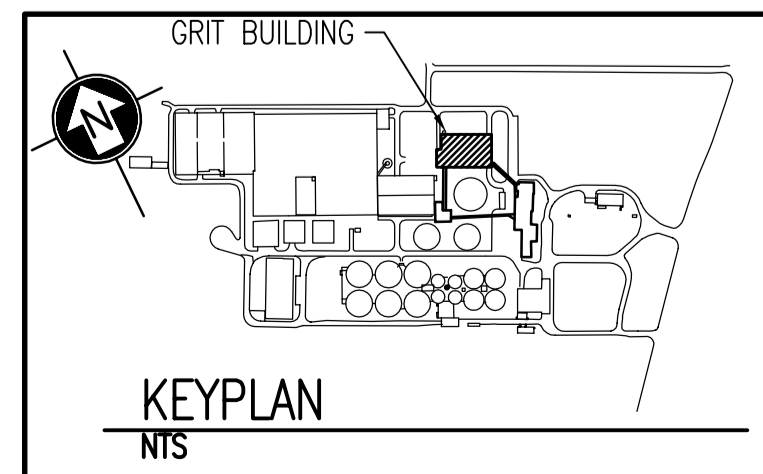
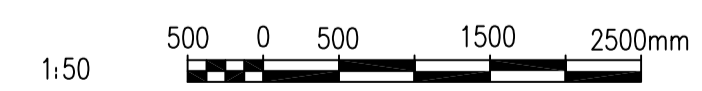
**363** DETAIL



**D** CABLE TRAY SECTION  
1:50

**APEGM**  
Certificate of Authorization  
SNC-Lavalin Engineers & Constructors Inc. (MB)  
No. 2365 Expiry: April 30, 2008

NO.	DRAWING NOTES
1	ROUTE UP TO SWITCHGEAR F2-F3 ABOVE.
2	IDENTIFY CABLES AS PER THE SPECIFICATIONS.
3	INSTALL NEW 300mm CABLE TRAY AS SHOWN.
4	REMOVE EXISTING TRAY. INSTALL NEW 300mm TRAY AS SHOWN WITH 300mm CLEARANCE ABOVE ALL TRAYS.



B.M. ELEV.	FIELD BOOK #:	SNC • LAVALIN Engineers & Constructors		SNC • LAVALIN 148 Nature Park Way Winnipeg, Manitoba Canada R2P 0X7	
POSTED TO LBIS		DESIGNED BY C. REIMER	CHECKED BY C. ASMUNDSON	ENGINEER'S SEAL	
		DRAWN BY A. OLIVER	APPROVED BY C. REIMER	<b>PRELIMINARY</b> NOT TO BE USED FOR CONSTRUCTION	
		HOR. SCALE 1:50	RELEASED FOR CONSTRUCTION		
00 ISSUED FOR TENDER	2007/06/22	DATE	2007/03/08	CITY DRAWING NUMBER	
NO. REVISIONS	DATE	BY	FILENAME: 1-0101M-A-E0011-005-00D.dwg	1-0101M-A-E0011	

**THE CITY OF WINNIPEG**  
WATER AND WASTE DEPARTMENT  
NORTH END WATER POLLUTION CONTROL CENTRE  
MAIN BUILDING FEEDER REPLACEMENTS  
CABLE ROUTING PLAN  
BANK 1 - 5KV FEEDER

SHEET	REV.	SIZE
006	00	D