SHEET: COW-A1 (05/2005)

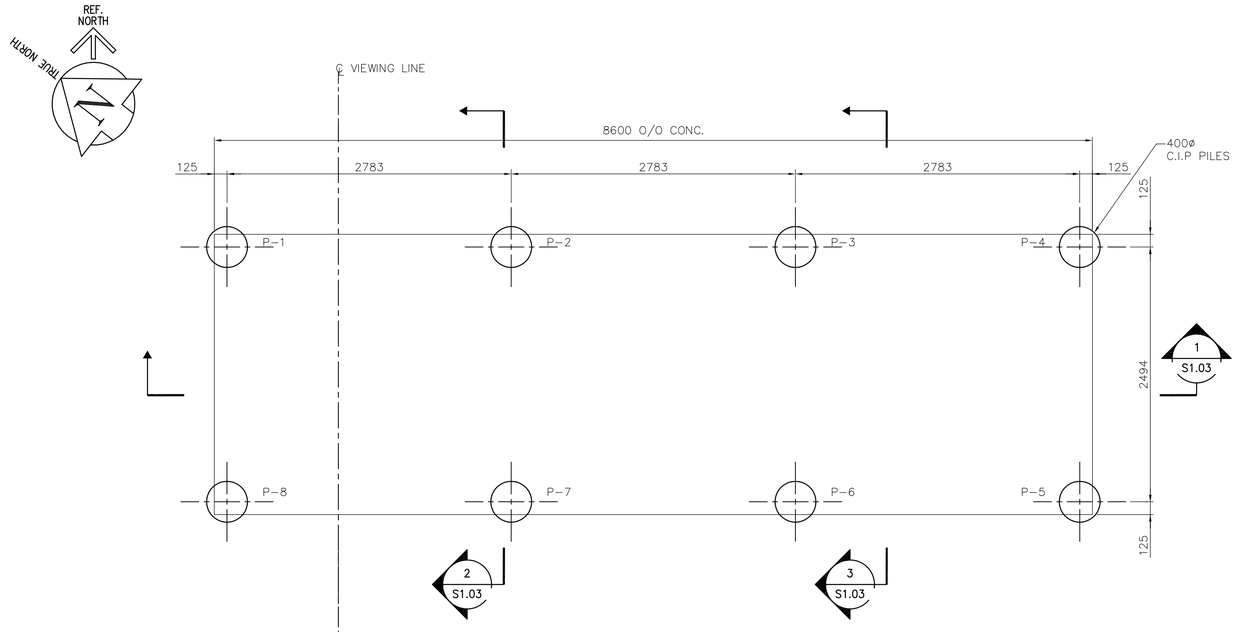

PILING PLAN
1:30

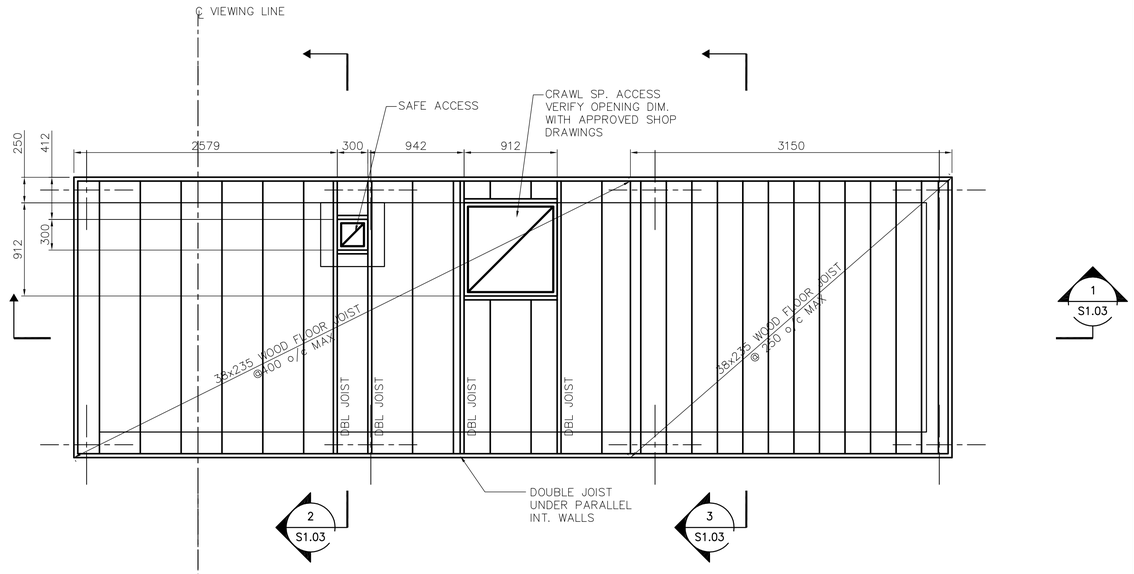

MAIN FLOOR FRAMING PLAN
1:30

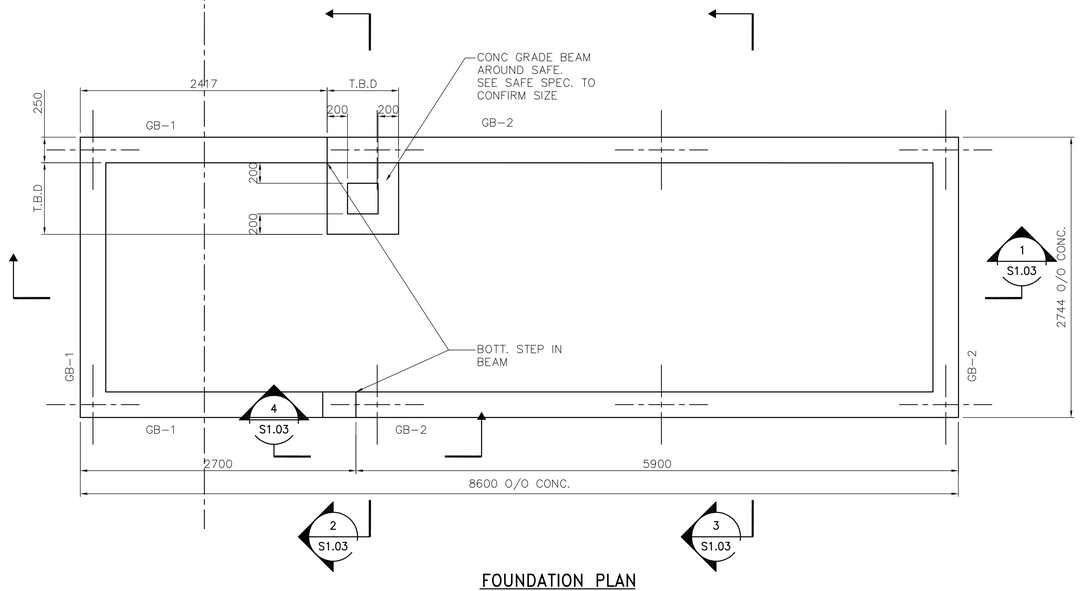

FOUNDATION PLAN
1:30

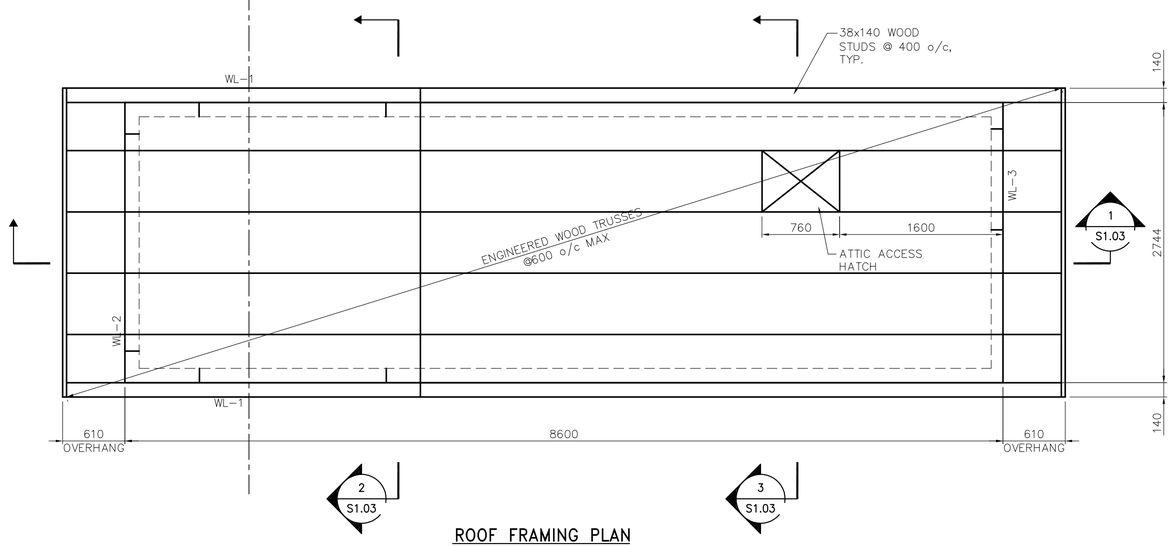

ROOF FRAMING PLAN
1:30

DESIGN LOADS

1. DEAD LOADS:
   - .1) STRUCTURE SELF WEIGHT
   - .2) ROOFING = 1.0 kPa
   - .3) MECHANICAL LOAD = 1.0 kPa
   - .4) FLOORING = 1.0 kPa
   - .5) SEWAGE TANK = 0.5 kPa
   - .6) WATER TANK = 0.75 kPa
2. LIVE LOADS:
   - .1) GROUND SNOW LOAD – Ss = 1.9 kPa, Sr = 0.2 kPa, MODIFY FOR EXPOSURE AND DRIFT AS PER NBC 2005.
   - .2) RAIN LOAD: 0.0 kPa AT PARAPETS VARYING UNIFORMLY TO 0.5 kPa AT DRAINS
   - .3) FLOOR = 4.8 kPa
   - .4) SEWAGE TANK = 6.0 kPa
   - .5) WATER TANK = 16.0 kPa
   - .6) GRATING = 4.8 kPa
   - .7) SCALE TRAFFIC GUARD = 22 kN (HORIZ. FORCE)

APEGM
Certificate of Authorization
Earth Tech Canada Inc.
No. 730

B.M.
ELEV.

NO.	REVISIONS	DATE	BY
00	ISSUED FOR TENDER	07/07/20	KK

Frederickson Cooper ARCHITECTS
EarthTech A Tyco International Ltd. Company

DESIGNED BY	LLR/GGP	CHECKED BY	GGP
DRAWN BY	KK	APPROVED BY	TGS
SCALE:	AS NOTED	RELEASED FOR CONSTRUCTION BY:	V. JEANCART
DATE	2006/07/24	DATE	2007/07/20

ENGINEER'S SEAL
ORIGINAL SIGNED BY
M. KLASSEN
2007/07/20

CONSULTANT DRAWING NO.
S1.02

Winnipeg
THE CITY OF WINNIPEG
WATER AND WASTE DEPARTMENT
SOLID WASTE SERVICES DIVISION

BRADY RD. LANDFILL
NEW ENTRANCE AND
SCALE FACILITY

STRUCTURAL
PILING, FOUNDATION
MAIN FLOOR AND ROOF PLANS

CITY FILE NUMBER
SHEET OF
CITY DRAWING NUMBER
SWD-D-380

Last Save: 2007-07-20 10:39 AM

L:\WORK\91000\91605\02A-CAD\IND\CONTR\S1.02_ET.DWG