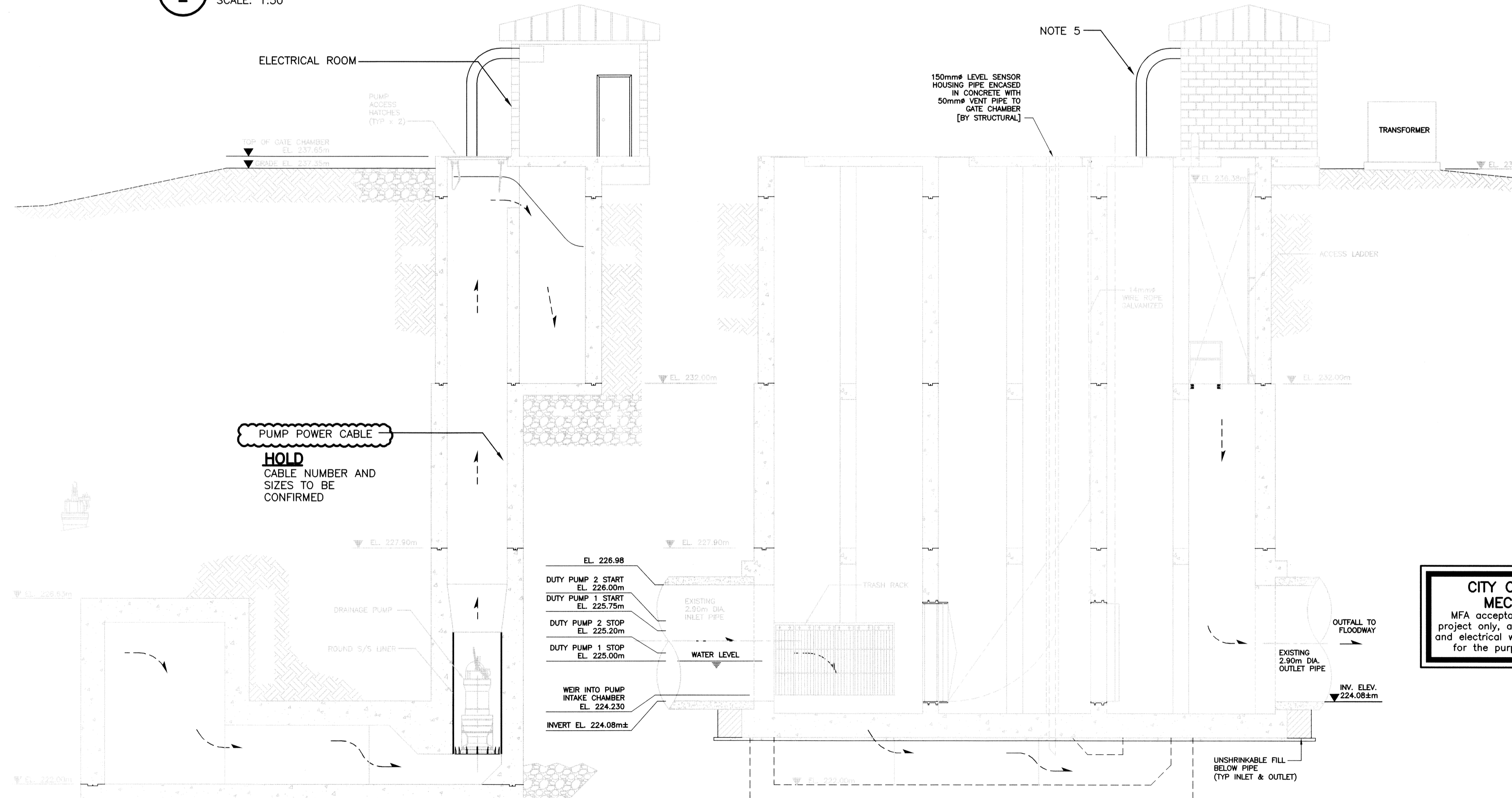


**1 GRADE LEVEL PLAN - EL. 238.50m**  
SCALE: 1:50



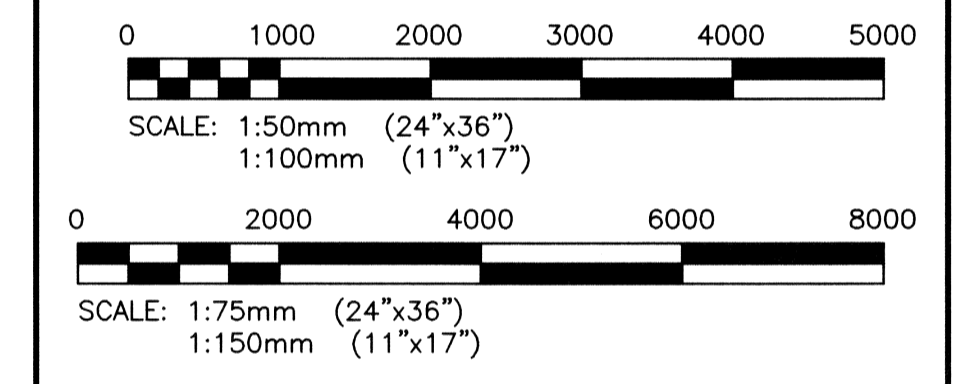
**A SECTION - FLOOD PUMP STATION**  
SCALE: 1:75

**B SECTION - FLOOD PUMP STATION**  
SCALE: 1:75

**LEGEND:**

**NOTES:**

- HIGHEST ALLOWABLE PUMP #2 START ACTIVATION TO PROTECT LOWEST BASEMENT.
- LEVEL SENSOR SHALL BE INSTALLED IN ACCORDANCE WITH MANUFACTURER'S RECOMMENDATIONS. A 150mm PIPE WELL SHALL BE SUPPLIED BY STRUCTURAL.
- FLOAT SWITCH SHALL BE A FLYGT ENM-10. SWITCH SHALL BE INSTALLED WITH THE CABLING FED THROUGH A CABLE GLAND AND CONNECTED TO A CONDUIT VIA A "RAB" BOX. SENSOR CABLE CONDUIT SHALL HAVE A STRAIGHT RUN FROM 18" ABOVE SENSOR LOCATION TO SEALED JUNCTION BOX AT TOP OF PIT.
- AREA WITHIN PIT IS CLASSIFIED AS CATEGORY 1, THERE ARE NO JUNCTIONS LOCATED WITHIN THIS AREA. ALL OTHER AREAS ARE NORMAL ELECTRICAL.
- PROVIDE 6.35mm [1/4"] THICK PLATE CUSTOM TROUGH FOR ROUTING OF PUMP CABLES FROM WET WELL TO SPLITTER INSIDE ELECTRICAL ROOM. TROUGHS SHALL BE HOT DIP GALVANIZED AND BRACED TO EACH OTHER. SEE ELECTRICAL WORKS DRAWING CCS-48aE-006c-01.
- EXTEND GROUNDING OUT BEYOND GRANULAR BACKFILL TO THREE (3) GROUND RODS IN NATIVE SOIL - APPROXIMATELY 50ft. [15.25m±].



00	05/04/07	Issued for Tender and Construction By City of Winnipeg	GCN	DDW	REW
0C	05/04/07	Issued for Review to City of Winnipeg	GCN	DDW	REW
0B	04/07/06	Issued with Contract C5 as Reference Only	GCN	AP	REW
0A	09/06/06	ISSUED FOR REVIEW, 90% COMPLETE	GCN	AP	REW
NO.	DATE	REVISIONS	BY	CKD	APP

**KGS GROUP**

SUBCONSULTANT DWG NO.:  
C of A

DESIGNED BY: AP  
CHECKED BY: REW  
DRAWN BY: GCN  
APPROVED BY: REW  
SCALE: AS NOTED  
DATE: MAY, 2006  
KGS GROUP SUBMITTED BY: RICK CARSON


OWNER:  
**MANITOBA FLOODWAY AUTHORITY**

PROJECT:  
**RED RIVER FLOODWAY EXPANSION**

PHASE:  
MAIN CHANNEL CONTRACT No C5  
TITLE:  
KILDARE LAND DRAINAGE FLOOD PUMPING STATION ELECTRICAL WORKS  
FLOOD PUMPING STATION PLAN AND DETAILS

MFA acceptance:  
DOUG McNEIL  
VICE PRESIDENT OF ENGINEERING AND CONSTRUCTION  
OWNER DWG NO.: CCS-48aE-001c  
SHT. 01  
REV. 00

**CITY OF WINNIPEG IS RESPONSIBLE FOR MECHANICAL AND ELECTRICAL WORK**  
MFA acceptance is limited to the Red River Floodway Expansion project only, and specifically excludes acceptance of any mechanical and electrical works indicated on this drawing, which are incorporated for the purpose of City of Winnipeg Bid Opportunity 236-2007



**THE CITY OF WINNIPEG WATER & WASTE DEPARTMENT**  
CAD FILE DRAWING NUMBER: CCS-48aE-001c-01-00.dwg  
CITY DRAWING NUMBER: -

24"x36"/(609x914) P:\Projects\2005\_05-0107-17-Electr\Draws\CCS-48aE-001c-01-00.dwg - Jun 01, 2007 - 4:58pm - User:Ghnelson