

### INSTRUMENT IDENTIFICATION TABLE

FIRST-LETTER	SUCCEEDING-LETTERS	
MEASURED OR INITIATING VARIABLE	READOUT OR PASSIVE FUNCTION	OUTPUT FUNCTION
A	ANALYSIS (1)	ALARM
B	BURNER, COMBUSTION	CLOSED
C	CONDUCTIVITY	CLOSE
D	DENSITY	OPEN
E	VOLTAGE	SENSOR (PRIMARY ELEMENT)
F	FLOW RATE	FAILURE
G	GAS	GLASS, VIEWING DEVICE
H	HAND	HIGH
I	CURRENT (ELECTRICAL)	INDICATE
J	POWER	
K	TIME, TIME SCHEDULE	CONTROL STATION
L	LEVEL	LOW, LIGHT
M	MOTOR	OPERATING OR ON/OFF
N	MOISTURE	START
O		OVERLOAD
P	PRESSURE, VACUUM	POINT (TEST) CONNECTION
Q	COMMON	QUANTITY
R	RADIATION	RECORD
S	SPEED, FREQUENCY	SWITCH
T	TEMPERATURE	TRANSMIT
U	MULTIVARIABLE	MULTIFUNCTION
V	VIBRATION, MECHANICAL ANALYSIS (1)	VALVE DAMPER, LOUVER
W	WEIGHT, FORCE	WELL
X	UNCLASSIFIED	UNCLASSIFIED
Y	EVENT, STATE OR PRESENCE (2)	RELAY, COMPUTE, CONVERT (3)
Z	POSITION, DIMENSION	DRIVER, ACTUATOR UNCLASSIFIED FINAL CONTROL ELEMENT

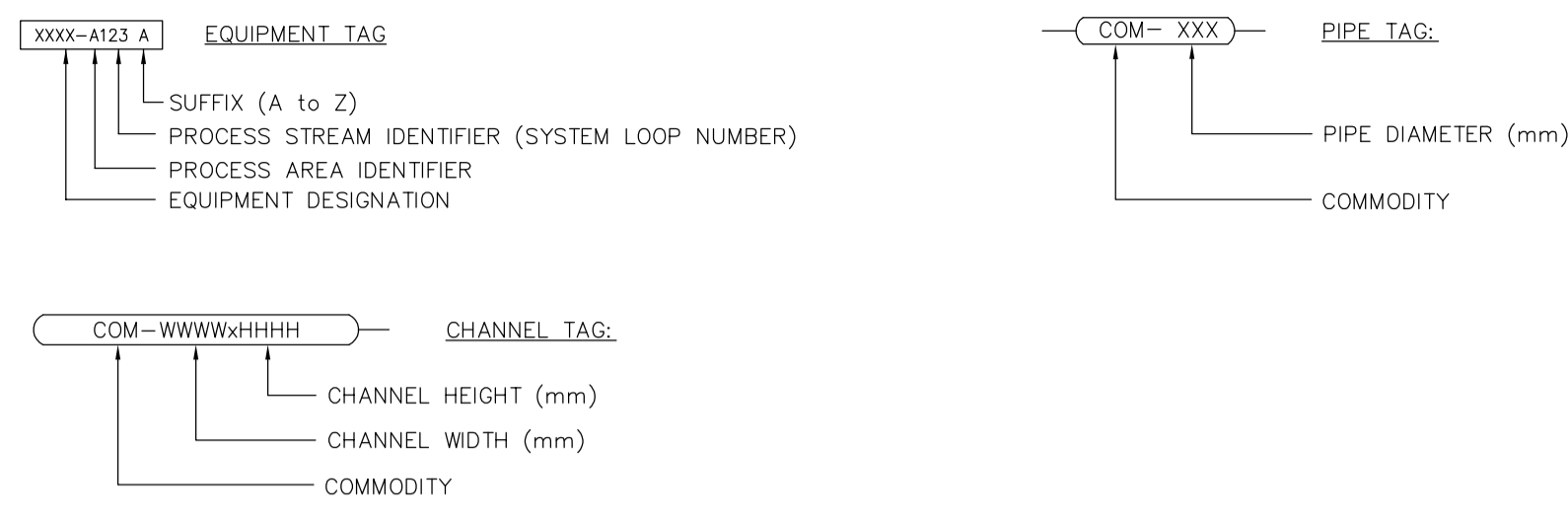
**NOTES:**

- IT IS EXPECTED THAT THE TYPE OF ANALYSIS BE DEFINED OUTSIDE THE TAGGING BUBBLE.
- FIRST LETTER Y IS INTENDED FOR USE WHEN CONTROL OR MONITORING RESPONSES ARE EVENT DRIVEN AS OPPOSED TO TIME OR TIME-SCHEDULE DRIVEN. THE LETTER Y, IN THIS POSITION, CAN ALSO SIGNIFY PRESENCE OR STATE.
- IT IS EXPECTED THAT THE FUNCTIONS ASSOCIATED WITH THE USE OF SUCCEEDING LETTER Y WILL BE DEFINED OUTSIDE THE TAGGING BUBBLE. THIS DEFINITION NEED NOT BE MADE WHEN THE FUNCTION IS SELF-EVIDENT, AS FOR A SOLENOID VALVE IN A FLUID SIGNAL LINE.

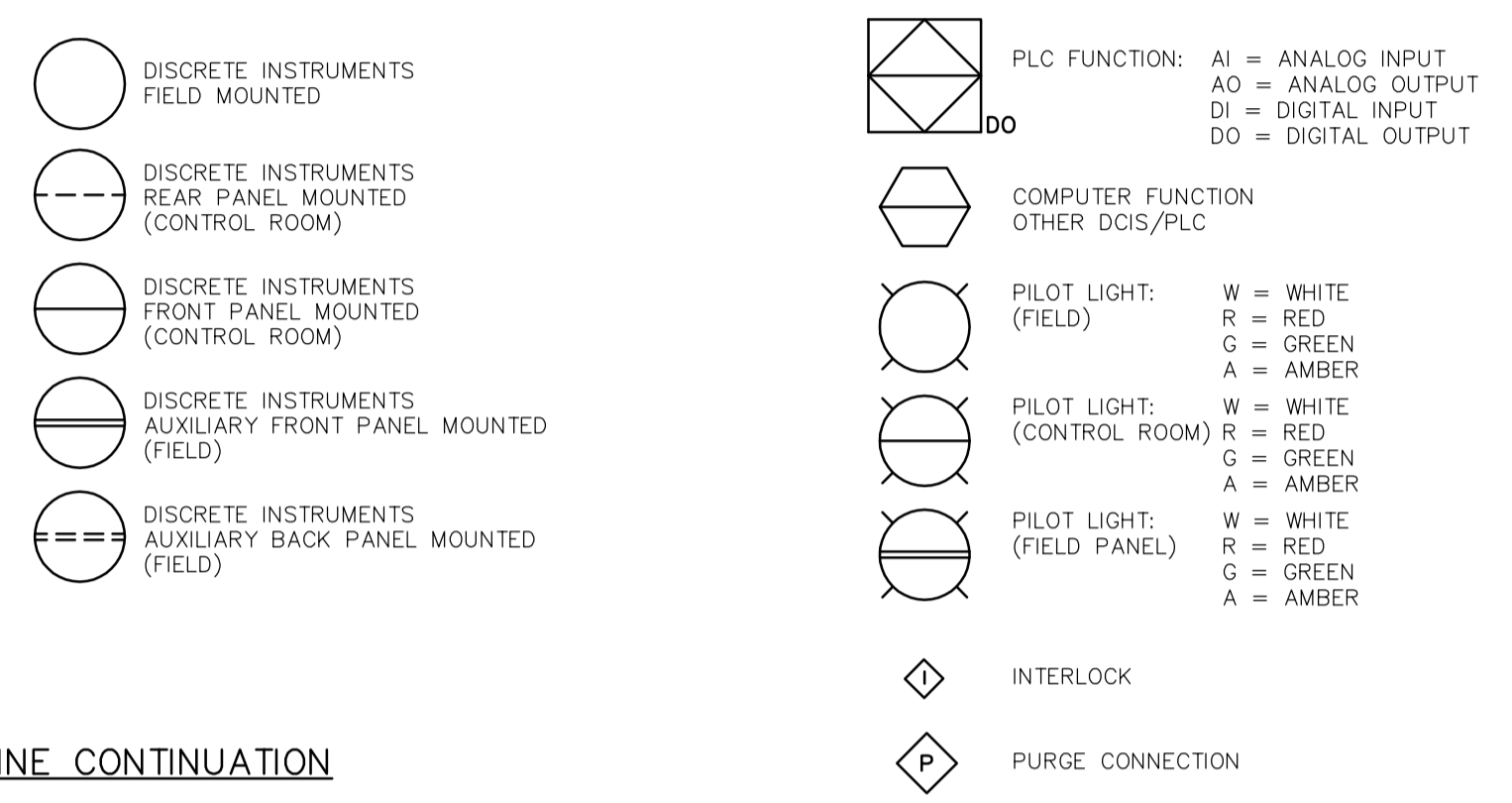
### COMMON INSTRUMENT / DEVICE IDENTIFIERS

ISA IDENTIFIER	INITIATING VARIABLE AND FUNCTION	ISA IDENTIFIER	INITIATING VARIABLE AND FUNCTION
AS	ANALYSIS SWITCH	PI	PRESSURE INDICATOR
AE	ANALYSIS ELEMENT	PT	PRESSURE TRANSMITTER
AT	ANALYSIS TRANSMITTER	PIT	PRESSURE INDICATOR TRANSMITTER
CS	CONDUCTIVITY SWITCH	PS	PRESSURE SWITCH
CT	CONDUCTIVITY TRANSMITTER	SC	SPEED CONTROLLER
DS	DENSITY SWITCH	SI	SPEED INDICATOR
ET	VOLTAGE TRANSMITTER	ST	SPEED TRANSMITTER
FC	FLOW CONTROLLER	TC	TEMPERATURE CONTROLLER
FE	FLOW ELEMENT	TE	TEMPERATURE ELEMENT
FI	FLOW INDICATOR	TI	TEMPERATURE INDICATOR
FS	FLOW SWITCH	TS	TEMPERATURE SWITCH
FT	FLOW TRANSMITTER	TT	TEMPERATURE TRANSMITTER
FY	FLOW RELAY	TY	TEMPERATURE RELAY
FZ	FLOW DRIVE	UR	MULTIVARIABLE RECORDER
HS	HAND SWITCH	VT	VIBRATION TRANSMITTER
IT	CURRENT TRANSMITTER	WE	WEIGHT ELEMENT
JT	POWER TRANSMITTER	WT	WEIGHT TRANSMITTER
KC	TIME CONTROLLER	XX	UNCLASSIFIED
KI	ELAPSED TIME INDICATOR	YC	STATE CONTROL
LE	LEVEL ELEMENT	YN	STATE ON
LI	LEVEL INDICATOR	YY	EVENT RELAY
LS	LEVEL SWITCH	YS	EVENT SWITCH
LT	LEVEL TRANSMITTER	ZS	POSITION SWITCH
LY	LEVEL RELAY	ZT	POSITION TRANSMITTER
PC	PRESSURE CONTROLLER	ZZ	POSITION DRIVE

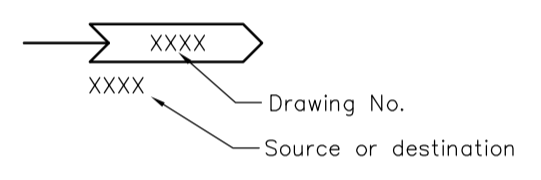
### EQUIPMENT IDENTIFICATION AND TAGGING



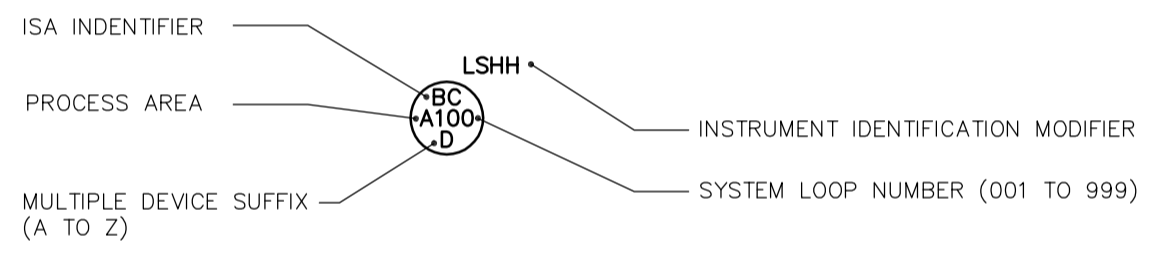
### INSTRUMENT SYMBOLS



### LINE CONTINUATION



### INSTRUMENT DESIGNATION NUMBER



### POSITION FORMATS

### PROCESS AREA IDENTIFIER

CHEMICAL FEED	C	001 - 999
DEACON BOOSTER PUMP STATION	D	001 - 999
FILTRATION	F	001 - 999
PLANT UTILITIES:	H	
AIR PRESSURE		600 - 650
ELECTRICAL DISTRIBUTION		901 - 950
EMERGENCY GENERATOR		951 - 999
ELECTRICAL SUBSTATION		000 - 100
HVAC		
SITE COMMUNICATION		
FLUSH WATER		100 - 199
NATURAL GAS		
FIRE PUMPS		200 - 299
AUXILIARY BUILDINGS HVAC		300 - 299
BUILDING SAFETY & SECURITY		400 - 499
PROCESS SUMPS		500 - 599
SANITARY SUMPS		700 - 799
POTABLE WATER		
INLET WORKS & RAW WATER	I	001 - 999
FREEZE THAW POND	L	001 - 999
GENERAL SITE SERVICES/ MISCELLANEOUS:	M	001 - 999
YARD PIPING AND VALVE CHAMBERS		
SURGE TOWERS	N	001 - 099
YARD PIPING	N	100 - 199
YARD LIGHTING	N	200 - 299
OZONE		001 - 999
FLOCULATION AND DAF	O	001 - 999
RESIDUALS HANDLING	R	001 - 999
BULK CHEMICAL STORAGE	S	001 - 999
TREATED WATER STORAGE & HANDLING (CLEARWELL)	T	001 - 999
ULTRAVIOLET LIGHT DISINFECTION	U	001 - 999
ON-SITE HYPOCHLORITE GENERATION	J	001 - 999

### PROCESS STREAM IDENTIFIER (LOOP NUMBER)

### INSTRUMENT IDENTIFICATION MODIFIER

CAH	CONDUCTIVITY ALARM HIGH	LSH	LEVEL SWITCH HIGH
COH	COMPUTER/OFF/HAND	LSL	LEVEL SWITCH LOW
DO	DISSOLVED OXYGEN	MCC	MOTOR CONTROL CENTRE
D/P	DIFFERENTIAL PRESSURE	O/L	OVERLOAD
FAH	FLOW ALARM HIGH	PAH	PRESSURE ALARM HIGH
FAL	FLOW ALARM LOW	PAL	PRESSURE ALARM LOW
FSH	FLOW SWITCH HIGH	pH	pH
FSL	FLOW SWITCH LOW	PSH	PRESSURE SWITCH HIGH
H/A	HAND / AUTO	PSL	PRESSURE SWITCH LOW
HOA	HAND / OFF / AUTO	RTD	RESISTIVE TEMPERATURE DEVICE
I/I	CURRENT / CURRENT ISOLATOR	S/S	START / STOP
I/P	CURRENT / PRESSURE CONVERTER	SEL	SELECTOR
IAH	CURRENT ALARM HIGH	SOL	SOLENOID
LAH	LEVEL ALARM HIGH	T/C	THERMOCOUPLE
LAL	LEVEL ALARM LOW	TAH	TEMPERATURE ALARM HIGH
		TAL	TEMPERATURE ALARM LOW
		TSH	TEMPERATURE SWITCH HIGH
		TSL	TEMPERATURE SWITCH LOW
		WDG	WINDING

L/L	LEAD / LAG
LOS	LOCK-OFF-STOP
L/R	LOCAL / REMOTE

### PROCESS LINE CODES

### COMMODITY

AA	AQUA AMMONIA	GOX	GASEOUS OXYGEN
AGA	ATOMIZING AIR	HCO	HYDRAULIC OIL
AS	AIR SCOUR (FILTERS)	HFS	HYDROFLUOSILICIC ACID
AHP	AIR HIGH PRESSURE (OZONE)	HP	HYDROGEN PEROXIDE
ALP	AIR LOW PRESSURE (OZONE)	HST	12% HYPOCHLORITE SOLUTION
BS	BRINE SOLUTION	HYP	0.8% HYPOCHLORITE SOLUTION
BWS	BACKWASH SUPPLY WATER	ITA	INSTRUMENT AIR
BWW	BACKWASH WASTE WATER	LGO	LUBRICATING OIL
CA	COMPRESSED AIR (DAF)	LOX	LIQUID OXYGEN
CCW	CIRCULATING COOLING WATER	NG	GAS
CL2	CHLORINE	OF	OVERFLOW
CLG	CHLORINE GAS	OZG	OZONE OFF GAS
CLS	CHLORINE SOLUTION	OZO	OZONATED OXYGEN
CO2	CARBON DIOXIDE	OZW	OZONATED WATER
CRW	CLARIFIER DISCHARGE WATER	PEF	PHOSPHATE FEED
CS	CAUSTIC SODA	PLD	DRY POLYMER
CWR	COOLING WATER RETURN	PLS	POLYMER SOLUTION
CWS	COOLING WATER SUPPLY	PSW	PLANT SERVICE WATER
DD	DEACON EFFLUENT (POST UV)	PW	POTABLE WATER
DDW	DEMINERALIZED WATER	RD	ROOF DRAIN
DEA	DILUTE ACID	RW	RAW WATER
DEC	DILUTE CAUSTIC	SAM	SAMPLE
DF	DAF FLOAT	SAN	SANITARY DRAINAGE
DFR	DIESEL FUEL RETURN	SBS	SODIUM BISULPHITE
DFS	DIESEL FUEL SUPPLY	SCA	SULPHURIC ACID
DO	DISSOLVED OXYGEN	SHC	SODIUM HYPOCHLORITE
DRA	DRAINAGE (FLOORS)	SPD	SUMP PUMP DISCHARGE
DRN	DRAINS, CLEAN DRAINS	STD	DRY SALT
DRS	SUBDRAIN	SDR	DAF RECYCLE
DS	DEACON SUCTION	SLO	SEAL OIL
DSW	DISTILLED WATER	SLU	SLUDGE
DJ	DEACON UV (PRE UV)	SUP	SUPERNATANT
EE	ENGINE EXHAUST	SND	STORMWATER DRAINAGE
EEC	ELECTRIC CONDUIT	SW	SEAL WATER
FC	FERRIC CHLORIDE	TRW	TREATED WATER
FED	FILTER MEDIA EDUCTION	TP	TRAP PRIMER
FIN	FILTER INFLUENT	VA	VACUUM LABORATORY
FPW	FIRE PROTECTION WATER	VTA	VENT TO ATMOSPHERE
FTR	FILTER-TO-RECYCLE	WS	SOFTENED WATER
FW	FILTERED WATER		

### PIPE EXPOSURE

BUR	BURIED	SUB	SUBMERGED
EXP	EXPOSED	ENC	CONCRETE ENCASED

### PIPE MATERIAL

CISP	CAST IRON SOIL PIPE	PCOP	PRESTRESSED CONCRETE CYLINDER
CLDI	CEMENT LINED DUCTILE IRON	PLST	PVDF LINED STEEL
CMP	CORRUGATED METAL PIPE	PVC	POLYVINYL CHLORIDE
COP	COPPER	PVDF	POLYVINYLIDENE FLOURIDE
CPVC	CHLORINATED PVC	RCP	REINFORCED CONCRETE PIPE
DI	DUCTILE IRON	RSTL	RUBBER LINED STEEL
FRPX	FIBERGLASS REINFORCED PLASTIC	SST	STAINLESS STEEL
GDI	GLASS LINED DUCTILE IRON	STL	STEEL
GSP	GALVANIZED STEEL PIPE	VC	VITRIFIED CLAY PIPE
HDPE	HIGH DENSITY POLYETHYLENE		

### PRESSURE TESTING

H	HYDROSTATIC	P	PNEUMATIC
I	IN SERVICE	NA	NOT APPLICABLE

### ABBREVIATIONS

ACK	ACKNOWLEDGE	NO	NORMALLY OPEN
ALM	ALARM	O/A	OUTSIDE AIR
A/M	AUTO/MANUAL	O/C	OPEN/CLOSED
A/S	AIR SUPPLY	ODE	OPPOSITE DRIVE END
BRG	BEARING	PF	POWER FACTOR
CURR	CURRENT	PO	PUMP OUT
DEC	DECREASE	PSD	PLANT SHUTDOWN
DE	DRIVE END	PV	PROCESS VARIABLE
E/A	EXHAUST AIR	PWR	POWER
E/S	ELECTRICAL SUPPLY	RSP	REMOTE SET POINT
ESD	EMERGENCY SHUTDOWN	RST	RESET
FCL	FAIL CLOSE	SP	SAMPLE POINT or SET POINT (Depending on Application)
FOP	FAIL OPEN		
F/R	FORWARD or REVERSE	STN	STATION
HI	HIGH	SPD	SPEED
HP	HORSE POWER (kW)	STOBY	STANDBY
kw	KILOWATT	STP	STOP
HVAC	HEATING/VENTILATION/AIR CONDITIONING	STR	START
INC	INCREASE	STS	STATUS
INJ	INJECTOR	TST	TEST
LO	LOW	TYP	TYPICAL
LOS	LOCAL/OFF/STOP	UV	ULTRA-VIOLET LIGHT
L/R	LOCAL/REMOTE	U/S	UNDER SIDE
MLD	MEGALITERS PER DAY	VAC	VACUUM
NC	NORMALLY CLOSED	VIB	VIBRATION
NLL	NORMALLY LIQUID LEVEL	W/S	WATER SUPPLY
NNF	NORMALLY NO FLOW	WDG	WINDING

### EQUIPMENT DESIGNATIONS

ARV	AIR RELEASE VALVE	LJB	LOCAL JUNCTION BOX
ACU	AIR CONDITIONING UNIT	LOP	LUBE OIL PUMP
ACR	ACCESS CARD READER	LV	LEVEL CONTROL VALVE (OPEN/CLOSE)
AD	AIR DRYER	M	MOTOR
AHU	AIR HANDLING UNIT	MAU	MAKE-UP AIR UNIT
ATS	AUTOMATIC TRANSFER SWITCH	MCC	MOTOR CONTROL CENTRE
BAT	BATTERY	MD	MOTION DETECTOR
BB	BASEBOARD HEATER	MDV	MUD VALVE
BFP	BACK FLOW PREVENTER	MP	METERING PUMP
BPV	BACK-PRESSURE VALVE	MXR	MIXER
BKR	BREAKER	OP	ORIFICE PLATE
BLR	BOILER	P	PUMP
BLW	BLOWER	PCT	PARTICLE COUNTER
CAL	CALIBRATION COLUMN	PCU	POLYMER BULK BAG UNLOADER
CC	COOLING COIL	PCV	PRESSURE CONTROL VALVE
CCTV	CLOSED CIRCUIT TELEVISION	PFC	POWER FACTOR CORRECTION
CDR	CONDENSER	PFLT	POWER FILTER (LINE REACTOR, ETC)
CDU	CATALYTIC DESTRUCT UNIT	PNL	PANEL BOARD
CE	CENTRIFUGE	PLC	PROGRAMMABLE LOGIC CONTROLLER
CFR	CHEMICAL FEEDER (POLYMER, CHLORINATOR, ETC.)	PPU	POLYMER PREPARATION UNIT
CHLR	CHILLER	PRV	PRESSURE REGULATING / REDUCING VALVE
CHR	BATTERY CHARGER	PSU	POWER SUPPLY UNIT
CMP	COMPRESSOR	PSV	PRESSURE / VACUUM RELIEF VALVE
CON	CONVEYOR	PV	PRESSURE VESSEL
CP	PLC CONTROL PANEL	RV	RELIEF VALVE / RUPTURE DISC
CPU	COMPUTER	SOL	SOLENOID ACTUATOR
CRTN	CRANE OR HOIST	SCRBB	SCRUBBER
CTS	CATHODIC TEST STATION	SE	SAMPLER ELEMENT
CV	CHECK VALVE	SF	SUPPLY FAN
DC	DOOR CONTACT	SP	SAMPLE PUMP
DEM	DEMISTER	SLG	SLUICE GATE
DES	DESICCANT DRYER	SLR	SILENCER
DF	DAF SKIMMER	SMP	SUMP PUMP
DIF	DIFFUSER	SPS	SUPERNATANT PUMP STATION
DS	DISCONNECT SWITCH	STA	STATIC MIXER
E	ENGINE	STR	STRAINER
EF	EXHAUST FAN	SUB	SUBSTATION
EL	ELECTROLYTIC CELL	SWGR	SWITCHGEAR
EPR	EVAPORATOR	SWP	SWASH PLATE
ETM	ELAPSED TIME METER	T	TRAP
ETNK	EXPANSION TANK	TCV	TEMPERATURE CONTROL VALVE
F	FAN	TNK	TANK (NON-PRESSURIZED)
FAP	FIRE ALARM ANNUNCIATOR PANEL	TOTE	TOTE TANK
FC	FLOCCULATION CHAMBER	TV	TEMPERATURE / VIBRATION MONITOR
FCV	FLOW CONTROL VALVE	UH	UNIT HEATER ELECTRIC AND NON-ELECTRIC
FF	FORCE FLOW HEATER	UPS	UNINTERRUPTIBLE POWER SUPPLY
FG	FLAP GATE	UVR	ULTRA-VIOLET LIGHT REACTOR
FLT	FLOCCULATOR	VFD	VARIABLE FREQUENCY DRIVE
FLC	FILTER	VSD	VARIABLE SPEED DRIVE
FV	FLOW CONTROL VALVE (OPEN/CLOSE)	V	VALVE
GF	GAS FILTER	VP	VAPOURIZER
GEN	GENERATOR	WP	WELL PUMP
GV	GATE VALVE	W	WEIR
GP	GLYCOL PUMP	WRT	WASHWATER RECOVERY TANK
GT	GRAVITY THICKENER	WSF	WATER SOFTENER
HC	HEAT COIL	XFMR	TRANSFORMER
HEX	HEAT EXCHANGER	86	EQUIPMENT LOCKOUT RELAY
HWH	HOT WATER HEATER		
HRC	HEAT RECOVERY COIL		
HTR	ELECTRIC HEATER		
HV	HAND VALVE		
HWP	HOT WATER PUMP		
IMP	INSTRUMENT MARSHALLING PANEL		
KP	KEY PAD		
LCP	LOCAL CONTROL PANEL		
LCV	LEVEL CONTROL VALVE		

 <b>Certificate of Authorization</b> <b>Earth Tech Canada Inc.</b> <b>No. 730 Expiry: April 30, 2007</b>	B.M. ELEV.    	 <b>Frederickson Cooper</b> ARCHITECTS	 A Type International Ltd. Company	<b>ENGINEER'S SEAL</b>  ORIGINAL SIGNED BY <b>S.W. TORMEY</b>  2006/03/07	 <b>THE CITY OF WINNIPEG</b> <b>WATER AND WASTE DEPARTMENT</b> <b>ENGINEERING DIVISION</b>																																
<table border="1" style="width: 100%; border-collapse: collapse;"> <tr> <td>DESIGNED BY</td><td>NT</td> <td>CHECKED BY</td><td>SWT</td> </tr> <tr> <td>DRAWN BY</td><td>LAE</td> <td>APPROVED BY</td><td>DJT</td> </tr> <tr> <td>SCALE:</td><td>NONE</td> <td>RELEASED FOR CONSTRUCTION BY:</td><td>R. SOROKOWSKI</td> </tr> <tr> <td>NO.</td><td>REVISIONS</td> <td>DATE</td><td>DATE</td> </tr> </table>	DESIGNED BY	NT	CHECKED BY	SWT	DRAWN BY	LAE	APPROVED BY	DJT	SCALE:	NONE	RELEASED FOR CONSTRUCTION BY:	R. SOROKOWSKI	NO.	REVISIONS	DATE	DATE	<table border="1" style="width: 100%; border-collapse: collapse;"> <tr> <td>02</td><td>ISSUED FOR TENDER (94-2007)</td><td>07/02/20</td><td>LAE</td> </tr> <tr> <td>01</td><td>ISSUED FOR CONSTRUCTION</td><td>06/06/06</td><td>JBC</td> </tr> <tr> <td>00</td><td>ISSUED FOR TENDER</td><td>06/03/07</td><td>LAE</td> </tr> </table>	02	ISSUED FOR TENDER (94-2007)	07/02/20	LAE	01	ISSUED FOR CONSTRUCTION	06/06/06	JBC	00	ISSUED FOR TENDER	06/03/07	LAE	<table border="1" style="width: 100%; border-collapse: collapse;"> <tr> <td>DATE</td><td>2005/12/21</td><td>DATE</td><td>06/03/07</td> </tr> </table>	DATE	2005/12/21	DATE	06/03/07	CONSULTANT DRAWING NO. <b>WL-P0003</b>	<b>WATER TREATMENT PLANT</b> <b>CONSTRUCTION OF DEWATERING CELLS</b>	CITY FILE NUMBER SHEET <b>OF</b>
DESIGNED BY	NT	CHECKED BY	SWT																																		
DRAWN BY	LAE	APPROVED BY	DJT																																		
SCALE:	NONE	RELEASED FOR CONSTRUCTION BY:	R. SOROKOWSKI																																		
NO.	REVISIONS	DATE	DATE																																		
02	ISSUED FOR TENDER (94-2007)	07/02/20	LAE																																		
01	ISSUED FOR CONSTRUCTION	06/06/06	JBC																																		
00	ISSUED FOR TENDER	06/03/07	LAE																																		
DATE	2005/12/21	DATE	06/03/07																																		
CONSTRUCTION STANDARDS PROCESS AND INSTRUMENTATION IDENTIFICATION					CITY DRAWING NUMBER <b>1-0601L-D-P0003-001-020</b>																																