




REV.	CABLE TAG	CABLE SPECIFICATIONS	LENGTH (m)	FROM	TO	DESCRIPTION	REMARKS
0	C-CP-C11-C01	4-Pair #24 AWG - Cat 5E		CP-C11A Polymer Communication Panel	CP-C11 PLC Cabinet Chemical Area 1st	Primary Polymer PLC Plant Control Network Cable	In Contract 742-2005.
0	C-CP-C11-C02	4-Pair #24 AWG - Cat 5E		CP-C11A Polymer Communication Panel	CP-C11 PLC Cabinet Chemical Area 1st	Standby Polymer PLC Plant Control Network Cable	In Contract 742-2005.
0	C-CP-H30-C01	4-Pair #24 AWG - Cat 5E		CP-H30A Plant Master PLC Communication Panel	CP-H30 Main Plant PLC Electrical 3rd	Primary Plant Master PLC Plant Control Network Cable	In Contract 742-2005.
0	C-CP-H30-C02	4-Pair #24 AWG - Cat 5E		CP-H30A Plant Master PLC Communication Panel	CP-H30 Main Plant PLC Electrical 3rd	Standby Plant Master PLC Plant Control Network Cable	In Contract 742-2005.
0	C-CP-H30-C03	1-Coaxial RG-6		CP-H30A Plant Master PLC Communication Panel	CP-H30 Main Plant PLC Electrical 3rd	Plant Master Remote I/O	In Contract 742-2005.
0	C-CP-O11-C01	4-Pair #24 AWG - Cat 5E		CP-O11A Liquid Oxygen Communication Panel	CP-O11 PLC Cabinet LOX Area 1st	Primary Liquid Oxygen PLC Plant Control Network Cable	In Contract (LOX).
0	C-CP-O11-C02	4-Pair #24 AWG - Cat 5E		CP-O11A Liquid Oxygen Communication Panel	CP-O11 PLC Cabinet LOX Area 1st	Standby Liquid Oxygen PLC Plant Control Network Cable	In Contract (LOX).
0	C-CP-O30-C01	4-Pair #24 AWG - Cat 5E		CP-O30A Ozone Communication Panel	CP-O30 Ozone Control PLC Panel Supply	Primary Ozone Master PLC Plant Control Network Cable	In Contract 742-2005.
0	C-CP-O30-C02	4-Pair #24 AWG - Cat 5E		CP-O30A Ozone Communication Panel	CP-O30 Ozone Control PLC Panel Supply	Standby Ozone Master PLC Plant Control Network Cable	In Contract 742-2005.
0	C-CP-O31-C01	4-Pair #24 AWG - Cat 5E		CP-O30A Ozone Communication Panel	CP-O31	Ozone Generator 1 PLC Plant Control Network Cable	In Contract 742-2005.
0	C-CP-O32-C01	4-Pair #24 AWG - Cat 5E		CP-O30A Ozone Communication Panel	CP-O32	Ozone Generator 2 PLC Plant Control Network Cable	In Contract 742-2005.
0	C-CP-O33-C01	4-Pair #24 AWG - Cat 5E		CP-O30A Ozone Communication Panel	CP-O33	Ozone Generator 3 PLC Plant Control Network Cable	In Contract 742-2005.
0	C-CP-P31-C01	4-Pair #24 AWG - Cat 5E		CP-P31A DAF Communication Panel	CP-P31 DAF Basins 1-4 Control Panel	DAF Control	In Contract 742-2005.
0	C-CP-P32-C01	4-Pair #24 AWG - Cat 5E		CP-P31A DAF Communication Panel	CP-P32 DAF Basins 5-8 Control Panel	DAF Control	In Contract 742-2005.
0	C-LCP-F01-C01	1-Coaxial RG-6		LCP-F01A Filters 1-4 Communication Panel	LCP-F01	Filters 1-4 Remote I/O	In Contract 742-2005.
0	C-LCP-F02-C01	1-Coaxial RG-6		LCP-F02A Filters 5-8 Communication Panel	LCP-F02	Filters 5-8 Remote I/O	In Contract 742-2005.
0	C-LCP-H10-C01	1-Coaxial RG-6		LCP-H10A Electrical Room No. 1 Communication Panel	LCP-H10 Electrical Room No. 1 Control Panel	Electrical Room No. 1 Remote I/O	In Contract 742-2005.

NOTES:   <p>Certificate of Authorization Earth Tech Canada Inc. No. 730 Expiry: April 30, 2006.</p>	B.M. ELEV.			 		ENGINEER'S SEAL		<b>THE CITY OF WINNIPEG</b> <b>WATER AND WASTE DEPARTMENT</b> <b>ENGINEERING DIVISION</b>			
	7	FOR CONSTRUCTION	06/12/01			BT	ORIGINAL SIGNED BY S.W. TORMEY 2006/03/29			WATER TREATMENT PLANT PLANT UTILITIES MECHANICAL AND ELECTRICAL	
	6	498-2006 ADDENDUM 6	06/10/13	BT	DESIGNED BY: SWT CHECKED BY: SWT					SHEET 1 OF 11	
	5	498-2006 ADDENDUM 2	06/09/22	BT	DRAWN BY: SWT APPROVED BY: AHL		AUTOMATION / I AND C PLANT COMMUNICATION CABLES CABLE LIST		CITY DRAWING NUMBER		
	4	FOR CONSTRUCTION	06/07/28	BT	SCALE: <b>NTS</b>		CONSULTANT DRAWING NO. WH-A0701		1-0601H-K-A0701-001-10B		
	3	GENERAL REVISIONS	06/07/13	BT	RELEASED FOR CONSTRUCTION BY: R. SOROKOWSKI						
	10	792-2006 ADDENDUM 5	06/04/11	BT							
	9	FOR TENDER (35-2006)	07/03/19	BT							
	8	ISSUED FOR TENDER	07/01/22	BT							
	NO.	REVISIONS	DATE	BY	DATE	2006/03/29	DATE	2006/03/29			