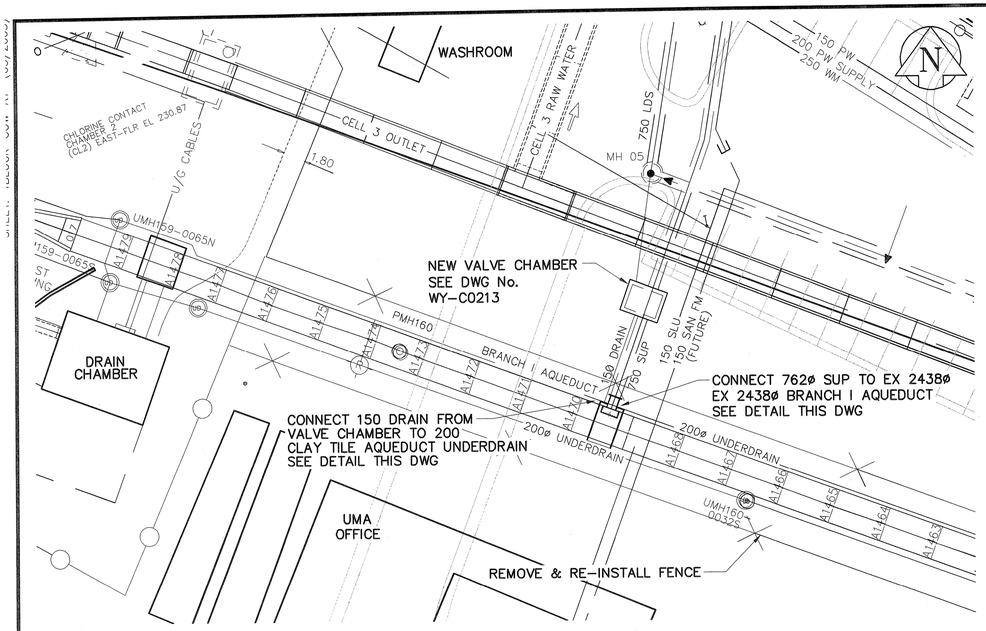

LOCATION PLAN
SCALE 1:250

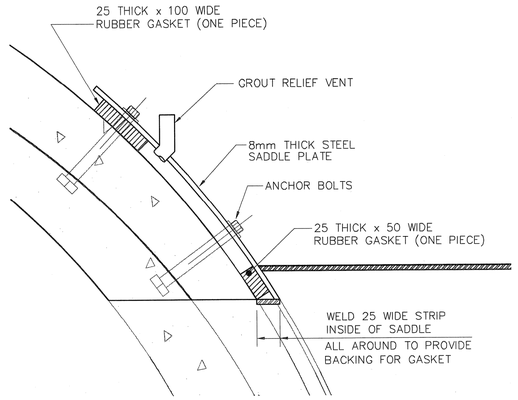

GASKET & ANCHOR DETAIL
SCALE 1:5

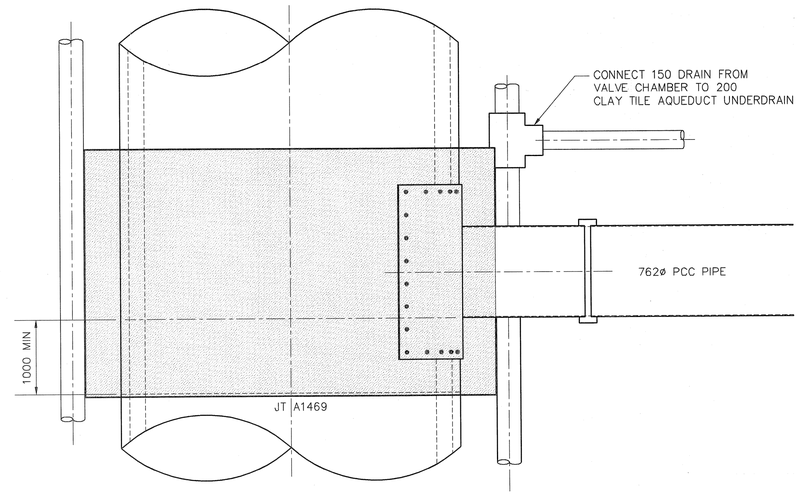

PLAN
SCALE 1:25

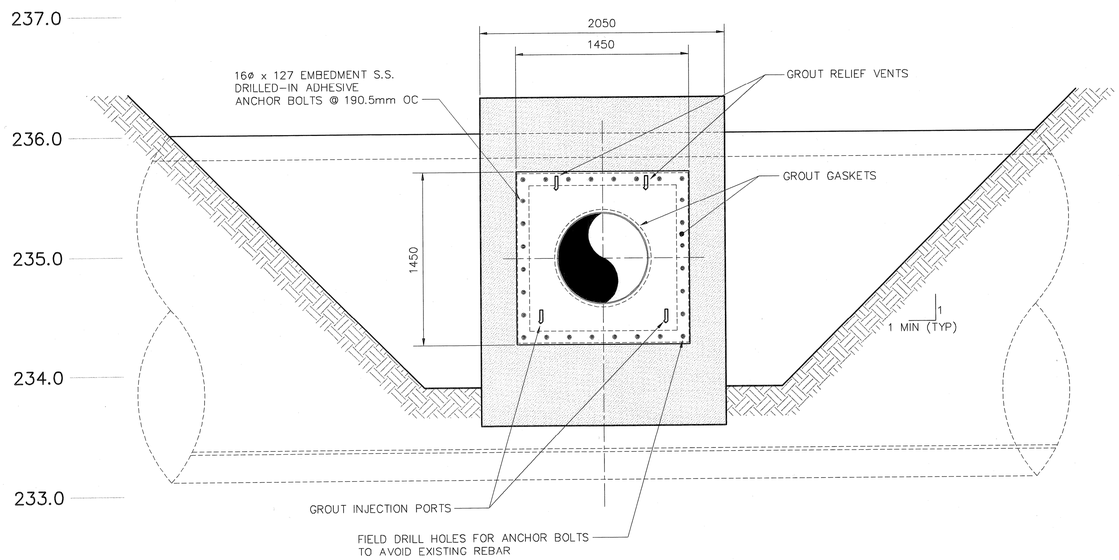

ELEVATION
SCALE 1:25

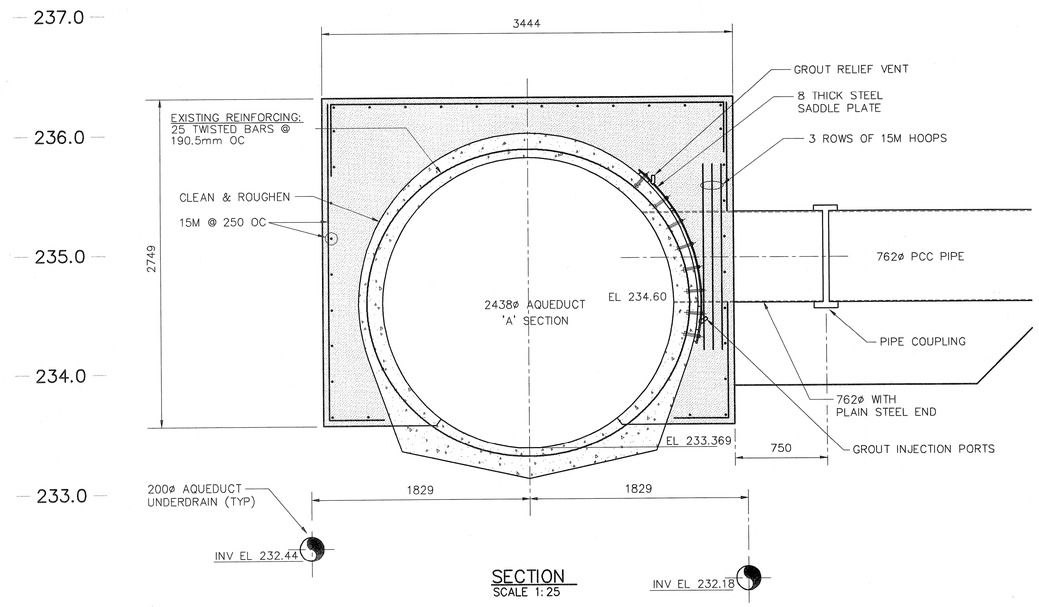

SECTION
SCALE 1:25

SITE CONSTRUCTION NOTES:

1. EXPOSE TIE-IN LOCATION.
2. FABRICATE SADDLE TEMPLATE TO FIT OUTER SURFACE OF AQUEDUCT.
3. BACKFILL.
4. COORDINATE CONNECTION TO AQUEDUCT WITH CONTRACT ADMINISTRATOR (VALVE CHAMBER MUST BE COMPLETED PRIOR TO DEWATERING OF AQUEDUCT).
5. RE-EXPOSE TIE-IN LOCATION.
6. CLEAN AND ROUGHEN OUTER SURFACE OF AQUEDUCT.
7. CORE 762Ø OPENING IN AQUEDUCT.
8. FIELD DRILL SADDLE ANCHOR BOLTS TO AVOID EXISTING AQUEDUCT REINFORCING.
9. INSTALL ANCHOR BOLTS.
10. INSTALL GASKETS AND SADDLE.
11. USING AIR PRESSURE TEST ANNULUS TO 15 PSI (USE GROUT INJECTION PORT).
12. INJECT ANNULUS BETWEEN SADDLE AND AQUEDUCT EXTERIOR WITH EPOXY RESIN.
13. INSTALL REINFORCING STEEL AND POUR CONCRETE ENCASEMENT.
14. COMPLETE CONNECTION TO SUPERNATANT LINE. WRAP ALL EXPOSED STEEL WITH PETROLATUM TAPE (AWWA C217)
15. CLOSE VALVE.
16. CITY WILL RECHARGE AQUEDUCT.
17. CHECK FOR LEAKS, BACKFILL.

APEGM
Certificate of Authorization
UMA Engineering Ltd.
No. 256 Expiry: April 30, 2007

B.M.
ELEV.

NO.	REVISIONS	DATE	BY
00	ISSUED FOR TENDER	07/01/26	WJd

UMA | AECOM

© 2005 UMA ENGINEERING LTD. ALL RIGHTS RESERVED.

DESIGNED BY	EDT	CHECKED BY	
DRAWN BY	WJd	APPROVED BY	
HOR. SCALE:	AS NOTED	RELEASED FOR CONSTRUCTION BY:	
VERTICAL SCALE:	AS NOTED		
DATE	2006/10/12	DATE	

ENGINEER'S SEAL
PROVINCE OF MANITOBA
E. D. J. TOUPIN
07/01/26
REGISTERED PROFESSIONAL ENGINEER

CONSULTANT DRAWING NO.
WY C0202

Winnipeg
THE CITY OF WINNIPEG
WATER AND WASTE DEPARTMENT
ENGINEERING DIVISION

WINNIPEG WATER TREATMENT PROGRAM
WTP OVERFLOW SUPERNATANT LINE
—

CIVIL
762ø SUPERNATANT CONNECTION TO EXISTING AQUEDUCT
LOCATION PLAN, SECTIONS AND DETAILS

CITY FILE NUMBER
SHEET 1 OF 1
CITY DRAWING NUMBER
1-0601Y-C-C0202-001-00D

01/26/07 12:18pm wdenoude P:\3398\055-00\AutoCAD\C-\01 Working Drawings\2100-LDS-overall.dwg Layout:misc details