SHEET: COW-A1 (05/2005)

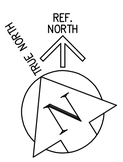



ROOF FRAMING PLAN
1:100

NOTES:

1. MINIMUM DESIGN LIVE LOAD IS 1.0kN/m^2 IN ABSENCE OF SNOW LOAD.
2. ESTIMATED WEIGHT OF PRECAST DOUBLE-TEE: 275kg/m^2
3. SEE ROOF PLAN DRAWINGS FOR ADDITIONAL LOADS.
4. SEE BID OPPORTUNITY 583-2005 FOR COLUMN AND BEAM SCHEDULES.
5. SEE LOADING INDICATED ON PLAN FOR ALLOWABLE LATERAL LOADS ON COLUMNS.
6. ANY LOADS ON FRAMING IN EXCESS OF THOSE SHOWN OR NOTED REPRESENTS REQUIREMENT FOR ADDITIONAL BRACING AND/OR SHORING.
7. ROOF FRAMING DESIGN LOADS DO NOT INCLUDE IMPACT DUE TO PRECAST INSTALLATION, CONTRACTOR SHALL EMPLOY PRECAST INSTALLATION PROCEDURES THAT WILL NOT OVERSTRESS THE FRAMING SYSTEM.
8. MAXIMUM PERMISSIBLE EXCENTRICITY OF PRECAST DOUBLE-TEE REACTIONS IS SHOWN BELOW:

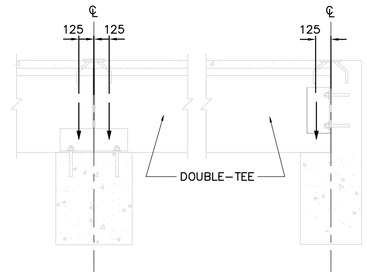

SEE ROOF PLAN DRAWINGS IN BO 583-2005 FOR SUPPORTING BEAM LOCATIONS.

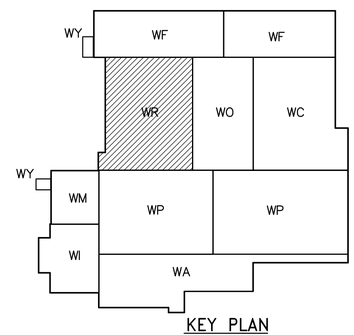

KEY PLAN

SCALE 1:100 METRES 0 2 4 6 8 10
SCALE 1:1 MILLIMETRES 0 20 40 60 80 100

APEGM
Certificate of Authorization
CH2M HILL Canada Ltd.
No. 1441 Expiry: April 30, 2007

B.M.
ELEV.

NO.	REVISIONS	DATE	BY
00	ISSUED FOR TENDER	06/10/11	DK

CH2MHILL
Fredericksen Cooper ARCHITECTS
EarthTech A Tyco International Ltd. Company

DESIGNED BY	MH	CHECKED BY	AP
DRAWN BY	CR	APPROVED BY	AHL
SCALE:	1:100	RELEASED FOR CONSTRUCTION BY:	R. SOROKOWSKI
DATE	2006/08/30	DATE	2006/10/11

ENGINEER'S SEAL
ORIGINAL SIGNED BY
D. KRUGER
2006/10/11

CONSULTANT DRAWING NO.
WR-S5141

Winnipeg
THE CITY OF WINNIPEG
WATER AND WASTE DEPARTMENT
ENGINEERING DIVISION

WATER TREATMENT PLANT
RESIDUALS HANDLING
SUPPLY AND INSTALLATION OF PRECAST ROOF PANELS

STRUCTURAL
RESIDUALS HANDLING AREA
ROOF FRAMING PLAN

CITY FILE NUMBER
SHEET OF
CITY DRAWING NUMBER
1-0601R-A-S5141-001-00D

Last Save: 2006-10-06 4:02 PM
C:\DOCUMENTS AND SETTINGS\SEVERITT\MY DOCUMENTS\NDMPROJ\321352 - WINNIPEGWTP\DN_WR-S5141_CH2M.DWG