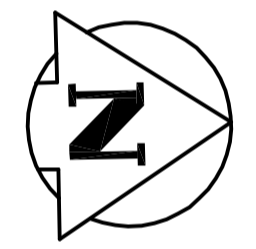
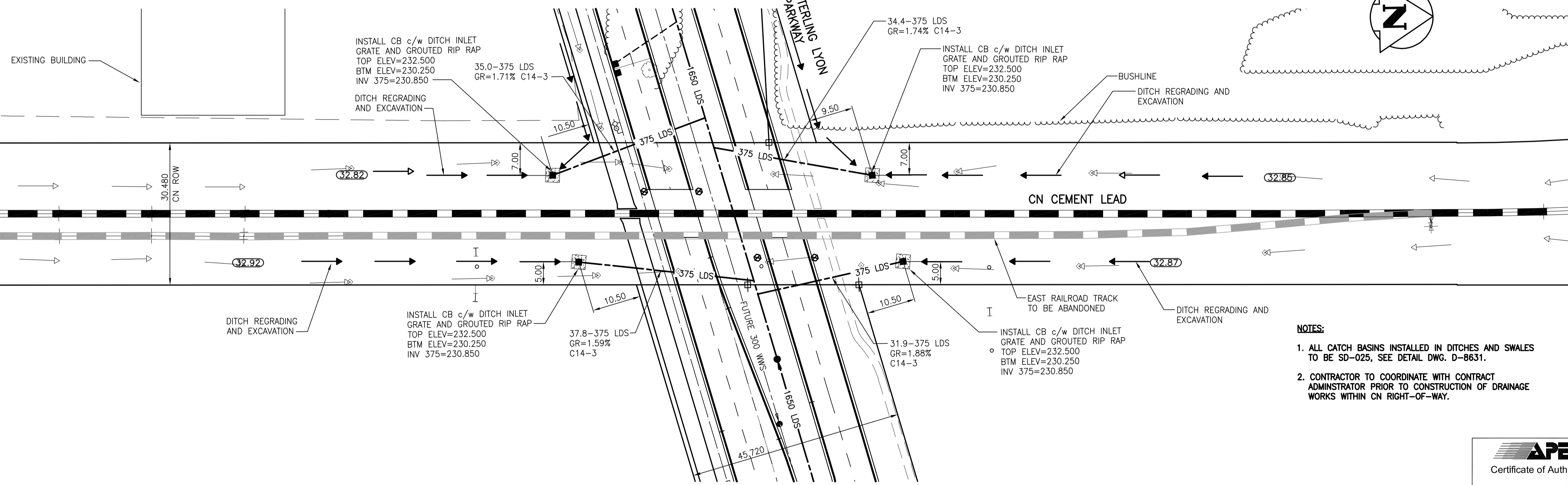
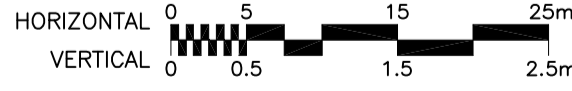


NOTE:
ALL STATIONS BASED ON CENTRELINE OF WEST TRACK LINE.



METRIC
WHOLE NUMBERS INDICATE MILLIMETRES
DECIMALIZED NUMBERS INDICATE METRES

WARNING
IF POWER EQUIPMENT OR EXPLOSIVES ARE TO BE USED FOR EXCAVATION ON THIS PROJECT THE CONTRACTOR MUST:
1) NOTIFY THE GAS COMPANY OF THE PROPOSED LOCATION OF EXCAVATION.
2) TAKE PRECAUTION TO AVOID DAMAGE TO GAS COMPANY INSTALLATIONS.
SEE PROVINCIAL REGULATION 140/92 FOR DETAILS



- NOTES:**
- ALL CATCH BASINS INSTALLED IN DITCHES AND SWALES TO BE SD-025, SEE DETAIL DWG. D-8631.
 - CONTRACTOR TO COORDINATE WITH CONTRACT ADMINISTRATOR PRIOR TO CONSTRUCTION OF DRAINAGE WORKS WITHIN CN RIGHT-OF-WAY.

---	GAS	○	MANHOLE	●	HYDRANT	+
---	MTS	□	CATCH BASIN/CATCH PIT	■	WATERMAIN VALVE	⊕
---	HYDRO	△	C & G INLET WITH BOX	▲	GAS LINE MARKER	⊙
---	VIDEO	⊙	TREE	⊖	LIGHT STANDARD	⊕
---	TRAFFIC SIGNALS	⊙ TH#10	TEST HOLE	⊖	GUY WIRE	⊕
---	LAND DRAINAGE SEWER	---	PROPERTY LINE	---	TRAFFIC SIGNAL	⊕
---	SANITARY/COMBINED SEWER	---	SURVEY BAR	---	SIGN	⊕
---	CATCHBASIN LEAD	---	GEODETIC MONUMENT	---	SIGNAL PIT	⊕
---	WATERMAIN	---	FENCE	---	HYDRO MARKER	⊕
---	SUBDRAIN	---	BACK OF CURB	---	BOLLARD	⊕
---	DITCH	---	ELEVATION	---	FORCEMAIN	⊕
---	EXISTING	---	LEGEND - PLAN	---	LEGEND - PLAN	---
---	NEW	---	EXISTING	---	NEW	---

LOCATION APPROVED UNDERGROUND STRUCTURES

SUPV. U/G STRUCTURES COMMITTEE DATE

NOTE:
LOCATION OF UNDERGROUND STRUCTURES AS SHOWN ARE BASED ON THE BEST INFORMATION AVAILABLE BUT NO GUARANTEE IS GIVEN THAT ALL EXISTING UTILITIES ARE SHOWN OR THAT THE GIVEN LOCATIONS ARE EXACT. CONFIRMATION OF EXISTENCE AND EXACT LOCATION OF ALL SERVICES MUST BE OBTAINED FROM THE INDIVIDUAL UTILITIES BEFORE PROCEEDING WITH CONSTRUCTION.

B.M. ELEV.	66-001	233.425m
NO.	REVISIONS	DATE BY
1	ISSUED FOR TENDER	05.03.29 GWM
0	ISSUED FOR CLIENT REVIEW	05.02.28 ARJ

Stantec Consulting Ltd.
905 Waverley Street, Winnipeg, Manitoba
Tel 204-489-5900 Fax 204-453-9012

DESIGNED BY: JKH
CHECKED BY: AJR
DRAWN BY: TAG
APPROVED BY: GWM

HOR. SCALE: 1:500
VERTICAL: 1:20

AUTHORIZED BY: R. FINGAS
DATE: 05.03.24
R. FINGAS, P. ENG.
BRIDGE PROJECTS ENGINEER

ENGINEER'S SEAL

ORIGINAL SEALED BY
A.J. RAPOSO
P. ENG.
05.03.24

CONSULTANT DRAWING NO.
I13703042-U14

THE CITY OF WINNIPEG
PUBLIC WORKS DEPARTMENT
ENGINEERING DIVISION

KENASTON UNDERPASS
STERLING LYON PARKWAY (EAST)

CN CEMENT LEAD RAIL DITCHING
AT STERLING LYON PARKWAY

SHEET 44 OF 60
CAD FILE DRAWING NUMBER rr-ditches pr.dwg
CITY DRAWING NUMBER LD-3109

APEGM
Certificate of Authorization
Stantec Consulting Ltd.
No. 1301 Expiry: April 30, 2005