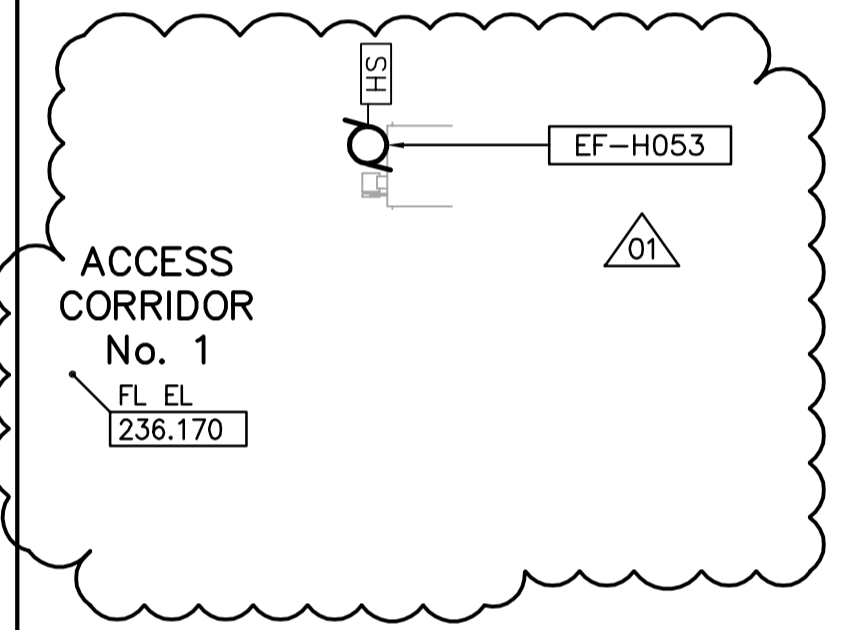
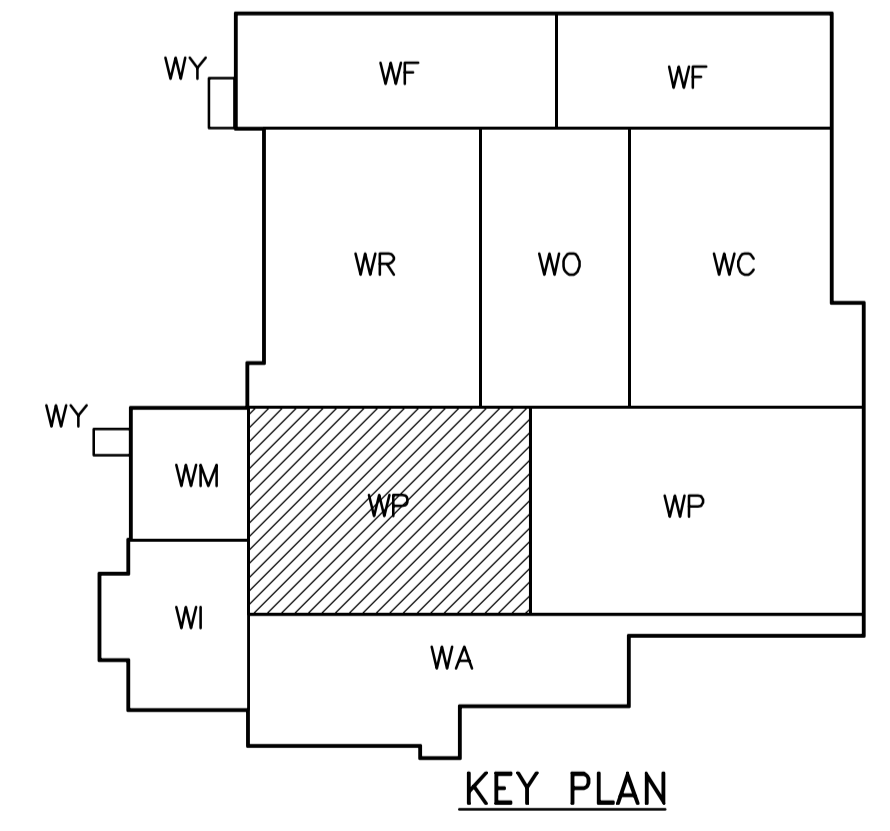


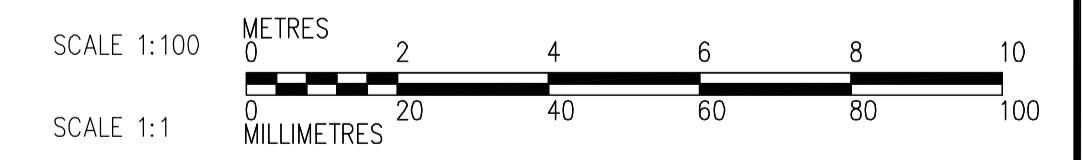
NOTES:
 1. SEE MCC #2A & #2B SINGLE LINE DIAGRAM AND DP-P11 & DP-P12 POWER DISTRIBUTION FOR 600V POWER DISTRIBUTION.
 2. ALL 120V AND 208V LOADS ARE FED FROM LP-P11
 3. PROVIDE STAIRWELL SMOKE DETECTORS AS SHOWN ON FIRE PROTECTION DRAWINGS



CABLE TRAY TAGGING
 SEE DETAIL
 3
 WB-E0455



FIRST FLOOR FACILITY PLAN (AREA 1)
 1:100



| | | | | | |
|--|---------------------------------------|---|--|--|--|
| Certificate of Authorization CH2M HILL Canada Ltd. No. 1441 Expiry: April 30, 2007 | Frederickson Cooper ARCHITECTS | A You International Ltd. Company | ENGINEER'S SEAL ORIGINAL SIGNED BY L.D. LLEWELLYN 2006/03/29 | THE CITY OF WINNIPEG WATER AND WASTE DEPARTMENT ENGINEERING DIVISION WATER TREATMENT PLANT FLOCCULATION AND DAF MECHANICAL AND ELECTRICAL | CITY FILE NUMBER SHEET OF |
| | | | CONSULTANT DRAWING NO. WP-E0111 | | CITY DRAWING NUMBER 1-0601P-A-E0111-001-01D |
| B.M. ELEV. | | DESIGNED BY: JT CHECKED BY: ND DRAWN BY: KJ APPROVED BY: AHL | RELEASED FOR CONSTRUCTION BY: R. SOROKOWSKI | ELECTRICAL FLOC/DAF AREA 1 FIRST FLOOR FACILITY PLAN | |
| NO. REVISIONS DATE BY | | SCALE: 1:100 DATE: 2005/07/12 | DATE: 2006/03/29 | FIRST FLOOR FACILITY PLAN | |