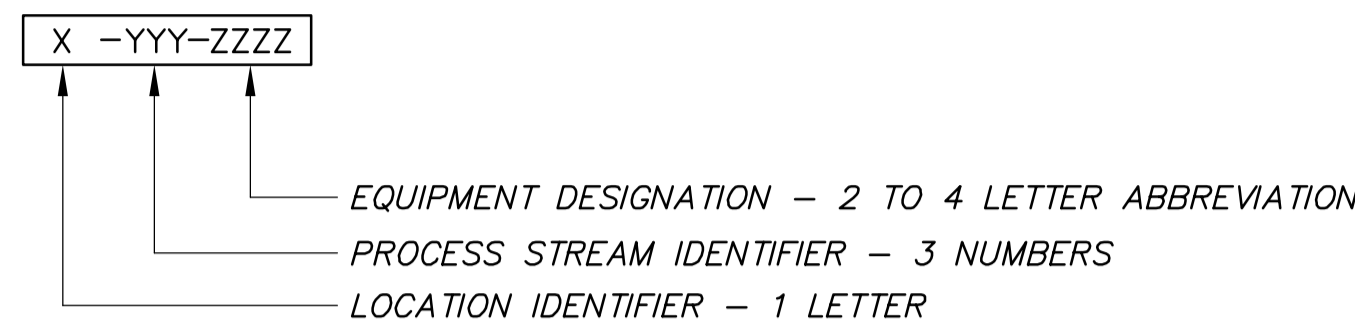
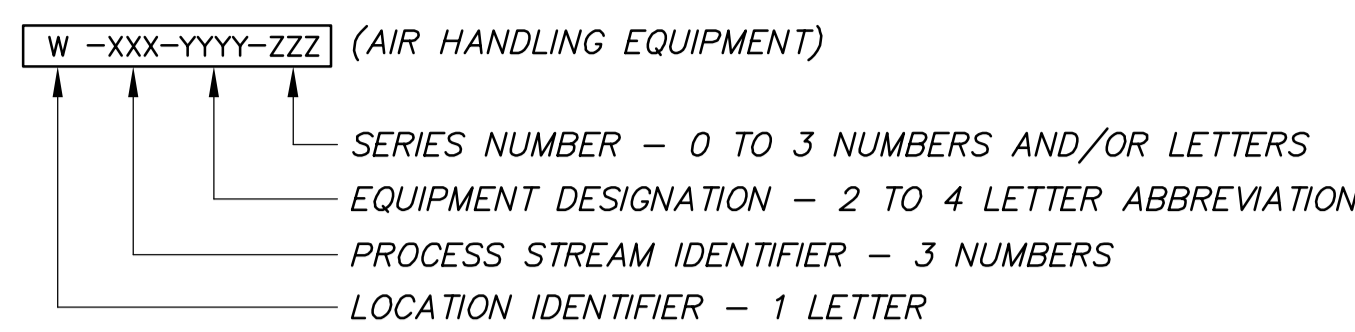


MECHANICAL EQUIPMENT ABBREVIATIONS LIST

AC AIR COMPRESSOR	LV LAVATORY
AD AIR DRYER	MS MOP SINK/SERVICE SINK
AF AIR FILTER	MV TEMPERING VALVE/THERMOSTATIC MIXING VALVE
AHU AIR HANDLING UNIT	PP FLUSHING WATER PUMP
AS AIR SEPARATOR	PT PRESSURE TANK
BFP BACK FLOW PREVENTOR	NC NORMALLY CLOSED
CC COOLING COIL	NO NORMALLY OPEN
DCW DOMESTIC COLD WATER	RF RETURN FAN
DHW DOMESTIC HOT WATER	RD ROOF DRAIN
EF EXHAUST FAN	RHC REHEAT COIL
ET EXPANSION TANK	SF SUPPLY FAN
EW EYE WASH	SP SET POINT
FD FLOOR DRAIN	VFD VARIABLE FREQUENCY DRIVE
GFT GLYCOL FILL TANK	WC WATER CLOSET
HC HEATING COIL	
HP HEAT PUMP	
HR HOSE REEL STATION	
HX HEAT EXCHANGER	
HWT HOT WATER TANK	

EQUIPMENT IDENTIFICATION



PIPING IDENTIFICATION

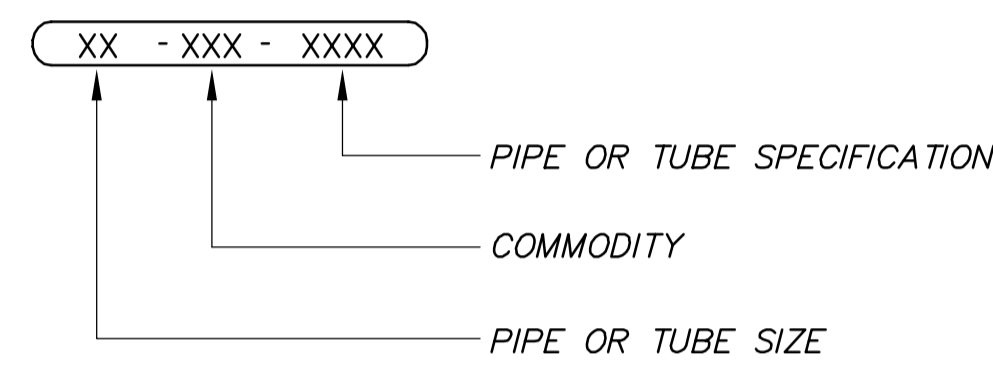
DESCRIPTION	LINE SYMBOL	DESCRIPTION	LINE SYMBOL
DOMESTIC COLD WATER	-----	GLYCOL HEATING SUPPLY	-----GHS-----
DOMESTIC HOT WATER	-----	GLYCOL HEATING RETURN	-----GHR-----
DOMESTIC HOT WATER RECIRC.	-----	CHILLED GLYCOL SUPPLY	-----CHGS-----
SANITARY	-----S-----	CHILLED GLYCOL RETURN	-----CHGR-----
SANITARY (BURIED)	-----S-----	CONDENSER GLYCOL SUPPLY	-----CGS-----
SANITARY VENT	-----V-----	CONDENSER GLYCOL RETURN	-----CGR-----
STORM	-----ST-----	EFFLUENT SUPPLY	-----ES-----
STORM (BURIED)	-----ST-----	EFFLUENT RETURN	-----ER-----
COMPRESSED AIR	-----CA-----		
COMPRESSED AIR (BURIED)	-----CA-----		

CONTROL SYMBOLS

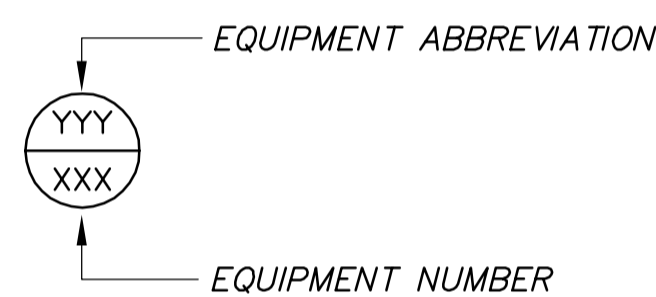
DESCRIPTION	SYMBOL
THERMOSTAT	⊕
HUMIDISTAT	⊕
SWITCH	\$
TEMPERATURE SENSOR	T
TEMPERATURE TRANSMITTER	TT
FREEZE STAT	FZ
DISCONNECT SWITCH	□
MOTOR	M
ACTUATOR	M
CURRENT SENSING RELAY	CS
PRESSURE SENSOR	PS
FLOW SWITCH	FS
LIMIT SWITCH	LS
SMOKE DETECTOR	SM
CARBON MONOXIDE SENSOR	CC
BACK DRAFT DAMPER	BDD
INTERLOCK	⊕
THREE PHASE WIRING BY OTHERS (N.I.C.)	///
SINGLE PHASE WIRING BY DIVISION 16.	///
CONTROL WIRING BY DIVISION 15.	---
CONTROL WIRING (LOW VOLTAGE)	~
CONTROL WIRING (LINE VOLTAGE)	~
LOW WATER CUT OFF DEVICE	LWCO

DENOTES NUMBER OF WIRES REQUIRED

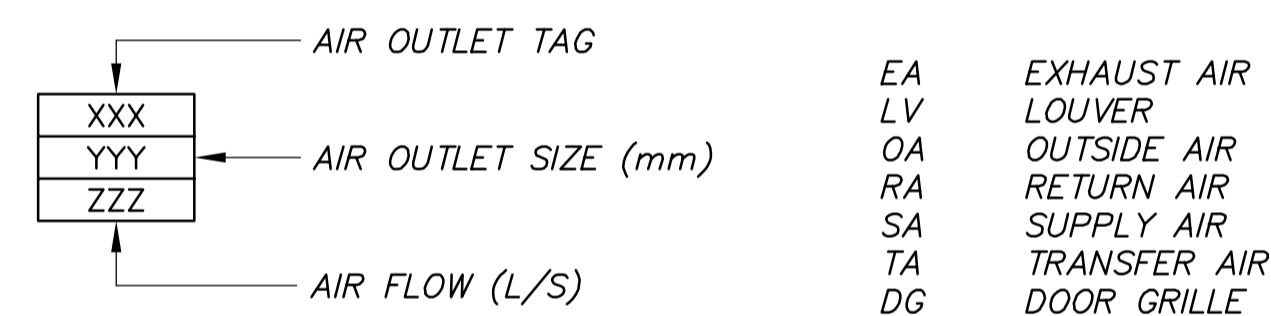
PIPE IDENTIFICATION



EQUIPMENT IDENTIFICATION



AIR OUTLET IDENTIFICATION



EQUIPMENT SYMBOLS

DESCRIPTION	SYMBOL	DESCRIPTION	SYMBOL
FAN	⊕	INLINE PUMP	⊕
PUMP	⊕	AIR SEPARATOR	⊕
		PLAN	SCHEMATIC

FIRE PROTECTION EQUIPMENT ABBREVIATIONS & SYMBOLS

FE FIRE EXTINGUISHER	FIRE EXTINGUISHER	⊕
----------------------	-------------------	---

VALVE AND PIPE FITTING SYMBOLS

DESCRIPTION	TAG	SYMBOL	DESCRIPTION	SYMBOL
BALL	BA	⊕ OR ⊕	PIPE DROP	⊕
BUTTERFLY	BU	⊕	PIPE RISER	⊕
PRESSURE REDUCING	PRV	⊕	PIPE TEE DOWN	⊕
T&P SAFETY	SF	⊕	FLOOR DRAIN	⊕
REDUCED PRESSURE BFP		⊕	FUNNEL FLOOR DRAIN	⊕
2-WAY CONTROL VALVE	CV	⊕	HUB DRAIN	⊕
CIRCUIT SETTER	CS	⊕	ROOF DRAIN	⊕
SUCTION DIFFUSER	SD	⊕	UNION	⊕
FOOT VALVE	FV	⊕	FLANGE	⊕
CHECK VALVE	CV	⊕	CLEANOUT	⊕
			CONCENTRIC REDUCER	⊕
			ECCENTRIC REDUCER	⊕
			STRAINER	⊕
			CAP	⊕
			FLOW DIRECTION	⊕
			AUTOMATIC AIR VENT	⊕
			MANUAL AIR VENT	⊕
			PRESSURE GAUGE	⊕
			THERMOMETER W/ WELL	⊕

DUCTWORK SYMBOLS

DESCRIPTION	UP	DOWN	DAMPERS	SYMBOL
ROUND DUCT	⊕	⊕	FIRE DAMPER	⊕
SUPPLY AIR	⊕	⊕	BALANCING DAMPER	⊕
RETURN AIR	⊕	⊕	BACKDRAFT DAMPER	⊕
EXHAUST AIR	⊕	⊕	MOTORIZED DAMPER	⊕
			FLEXIBLE DUCTWORK	⊕
			ACOUSTICALLY LINED DUCTWORK	⊕
AIR FLOW DIRECTION	→	OR →	TURNING VANES IN DUCTWORK	⊕



B.M. ELEV.	EARTH TECH Earth Tech (Canada) Inc. Winnipeg, Manitoba 204.477.5381		ENGINEER'S SEAL ORIGINAL SIGNED BY P.V. LAITINEN FEB. 18/05	THE CITY OF WINNIPEG Winnipeg WATER AND WASTE DEPARTMENT	
	DESIGNED BY: PL	CHECKED BY: AMA	CONSULTANT DRAWING NO. 66303D-CM1.01	NEWPCC - SECONDARY EFFLUENT UV DISINFECTION FACILITY	
	DRAWN BY: DL	APPROVED BY: DT		CITY FILE NUMBER	
	HOR. SCALE: AS NOTED VERTICAL SCALE: AS NOTED		RELEASED FOR CONSTRUCTION BY: T. KJARTANSON	SHEET 1 OF 18	
0 ISSUED FOR TENDER	05/02/18	JEH		CITY DRAWING NUMBER	
NO. REVISIONS	DATE	BY	DATE	MECHANICAL LEGENDS & ABBREVIATIONS	
			2005/01/05		
			2005-02-18		