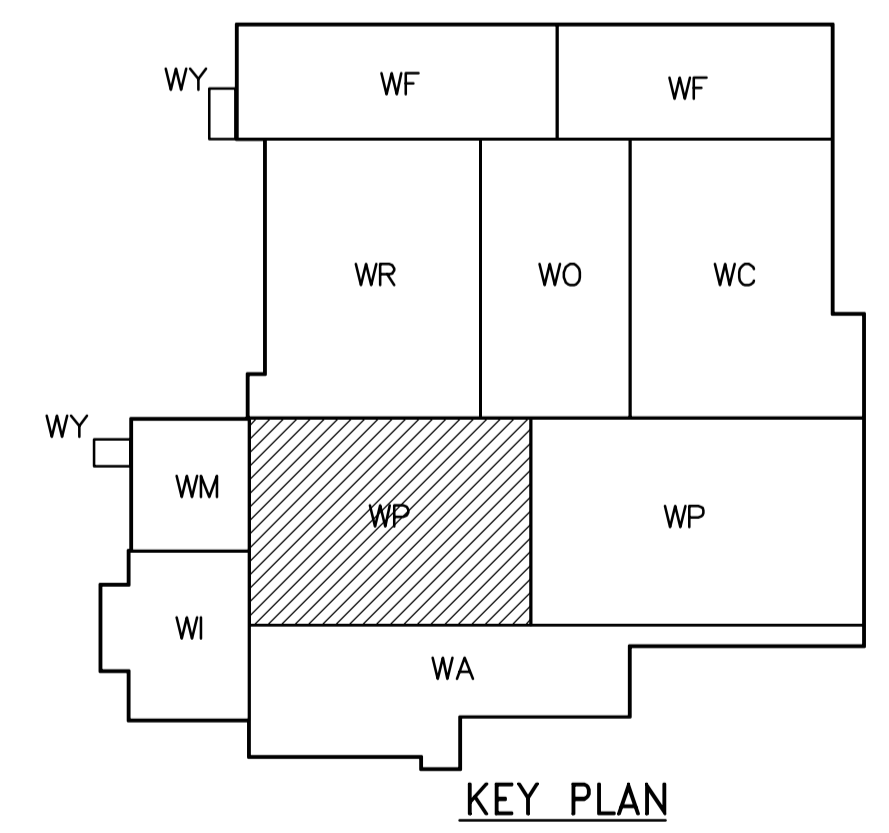
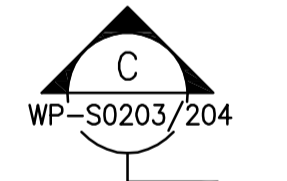
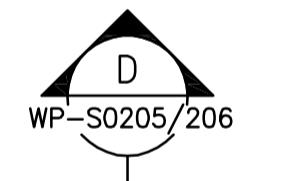
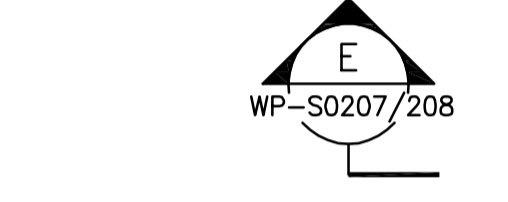
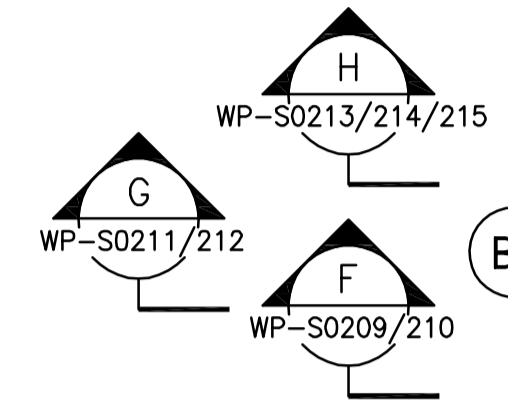
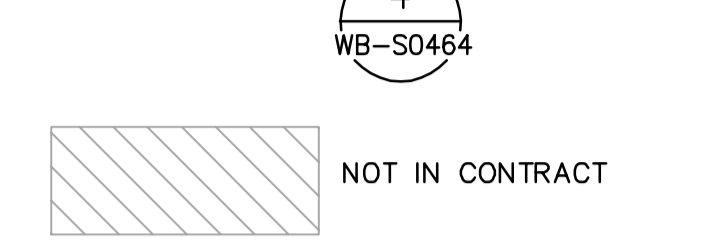
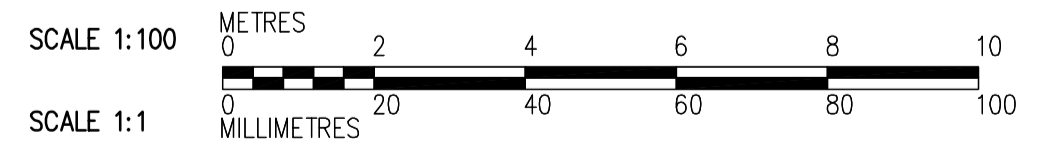


NOTES:

1. FOR BEAM AND COLUMN SCHEDULE SEE DWG WP-S0515.
2. PARAPET WALL TO BE PROVIDED AT ALL EXTERIOR WALLS AND ALONG ALL EXPANSION JOINTS. FOR DETAIL SEE



ROOF FRAMING PLAN
1:100



<p>Certificate of Authorization CH2M HILL Canada Ltd. No. 1441 Expiry: April 30, 2006</p>	<p>Frederickson Cooper ARCHITECTS</p>		<p>A Geo International Ltd. Company</p>		ENGINEER'S SEAL ORIGINAL SIGNED BY D. KRUGER 2006/02/06	<p>THE CITY OF WINNIPEG WATER AND WASTE DEPARTMENT ENGINEERING DIVISION</p> <p>WATER TREATMENT PLANT FLOCCULATION AND DAF FOUNDATIONS AND CONCRETE STRUCTURES</p> <p>STRUCTURAL FLOC/DAF AREA 1 ROOF FRAMING PLAN</p>	CITY FILE NUMBER SHEET OF
	DESIGNED BY: RZ CHECKED BY: AP		DRAWN BY: RL APPROVED BY: DJT		CONSULTANT DRAWING NO. WP-S0141		CITY DRAWING NUMBER 1-060P-A-0041-001-00D
	SCALE: 1:100 RELEASED FOR CONSTRUCTION BY: R. SOROKOWSKI		NO. REVISIONS: 00 DATE: 2006/02/03 BY: RZ		DATE: 2005/06/28 DATE: 2006/02/08		
	B.M. ELEV.						