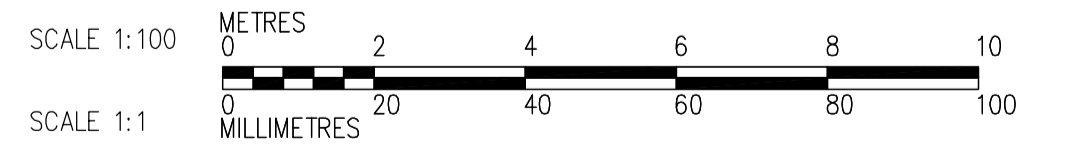
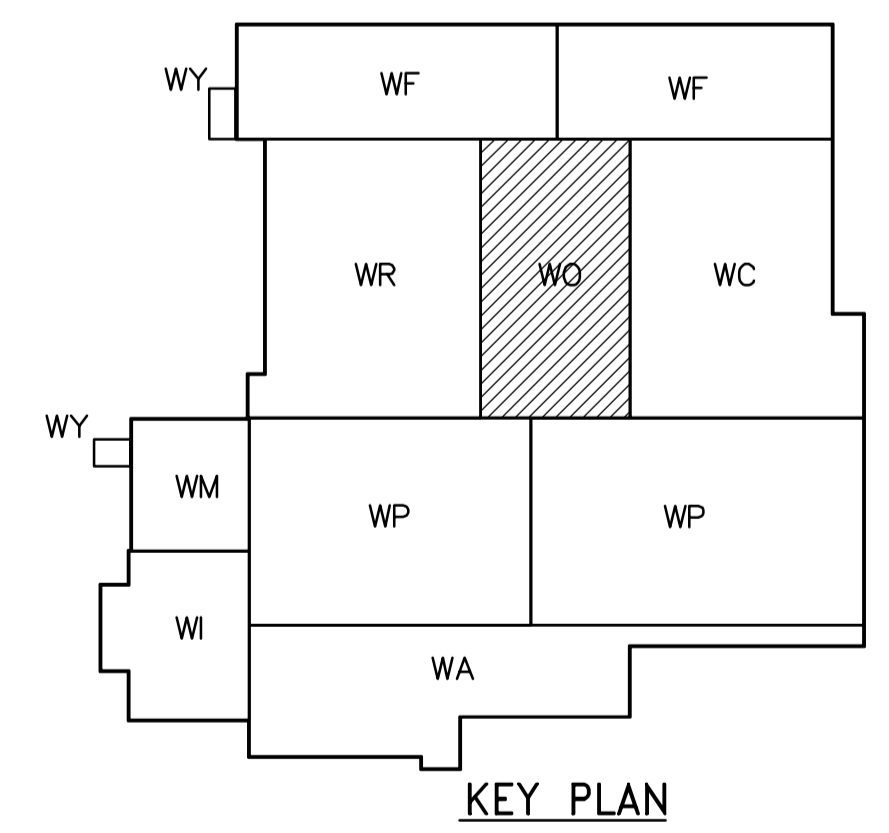
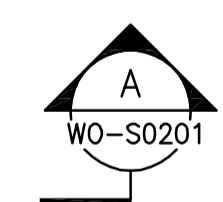
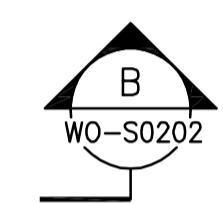
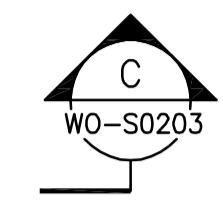
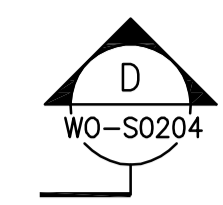


- NOTES:**
- FOR GENERAL NOTES SEE DWG WM-S9002.
 - NUMBERING OF PILES DOES NOT INDICATE SEQUENCE OF INSTALLATION.
 - ALL PILES TO BE 400Ø HEX.
 - NOT IN CONTRACT
 - PILES WITHOUT NUMBERS ARE CALLED UP ON THE DRAWINGS FOR THE ADJACENT AREA.
 - FOR TYPICAL CAST-IN-PLACE PILE EXTENSION AND CUT-OFF DETAILS SEE WB-S0460
 - SEE PILE SCHEDULE ON DWG WO-S0505 AND WO-S0506.



PILING PLAN
1:100

<p>Certificate of Authorization CH2M HILL Canada Ltd. No. 1441 Expiry: April 30, 2006</p>	<p>Frederickson Cooper ARCHITECTS</p>		<p>A Geo International Ltd. Company</p>		ENGINEER'S SEAL ORIGINAL SIGNED BY D. KRUGER 2006/02/06	<p>THE CITY OF WINNIPEG WATER AND WASTE DEPARTMENT ENGINEERING DIVISION</p>	WATER TREATMENT PLANT OZONE FOUNDATIONS AND CONCRETE STRUCTURES	CITY FILE NUMBER SHEET OF
	DESIGNED BY: DK CHECKED BY: AP		APPROVED BY: DJT		CONSULTANT DRAWING NO. WO-F0105		STRUCTURAL OZONATION AREA PILING PLAN	CITY DRAWING NUMBER 1-06010-B-F0105-001-00D
	DRAWN BY: MS SCALE: 1:100		RELEASED FOR CONSTRUCTION BY: R. SOROKOWSKI				NO. REVISIONS: 00 DATE: 2006/02/03 BY: DK	DATE: 2005/08/30 DATE: 2006/02/08
	ISSUED FOR TENDER: 2006/02/03 NO. REVISIONS: 00		DATE: 2005/08/30		DATE: 2006/02/08			