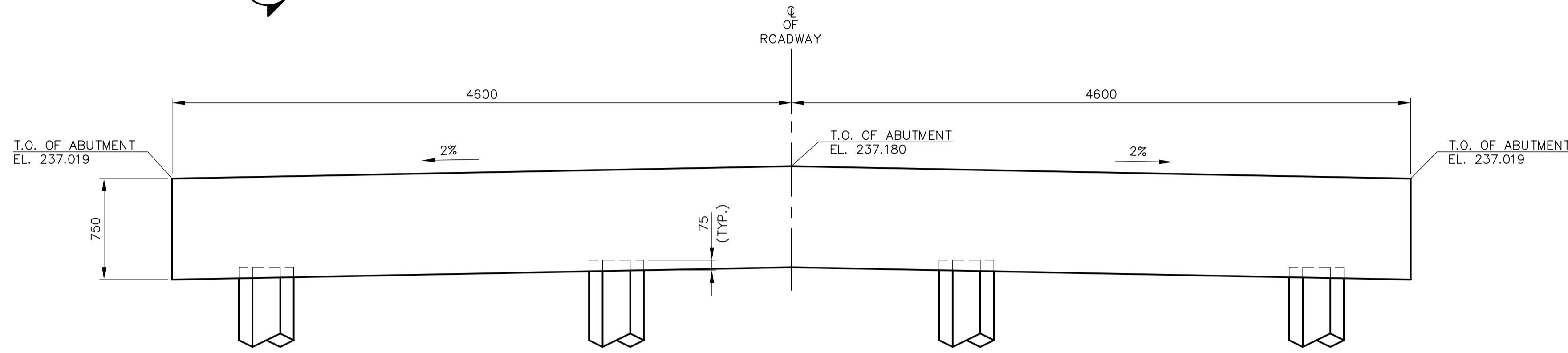
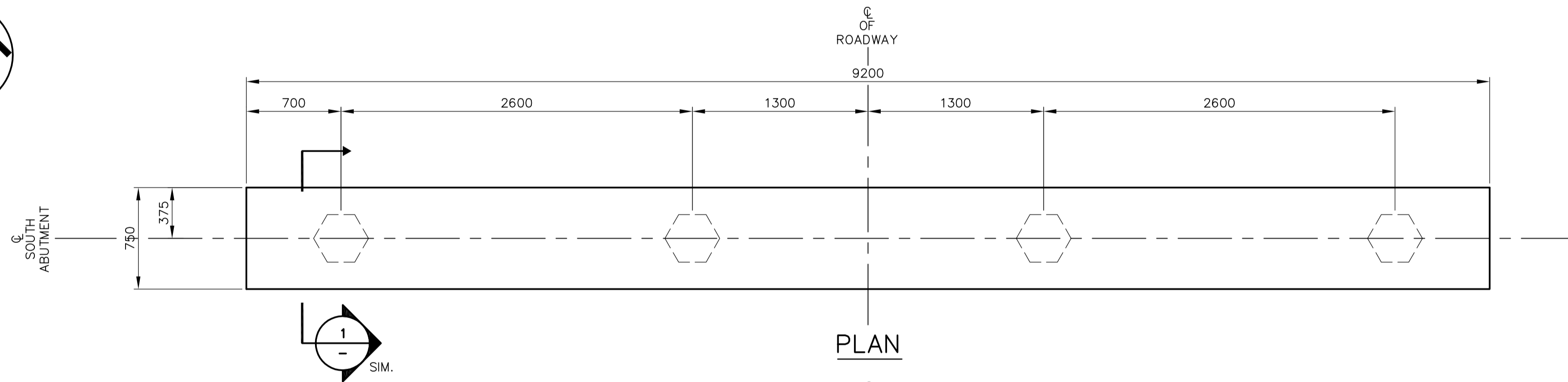



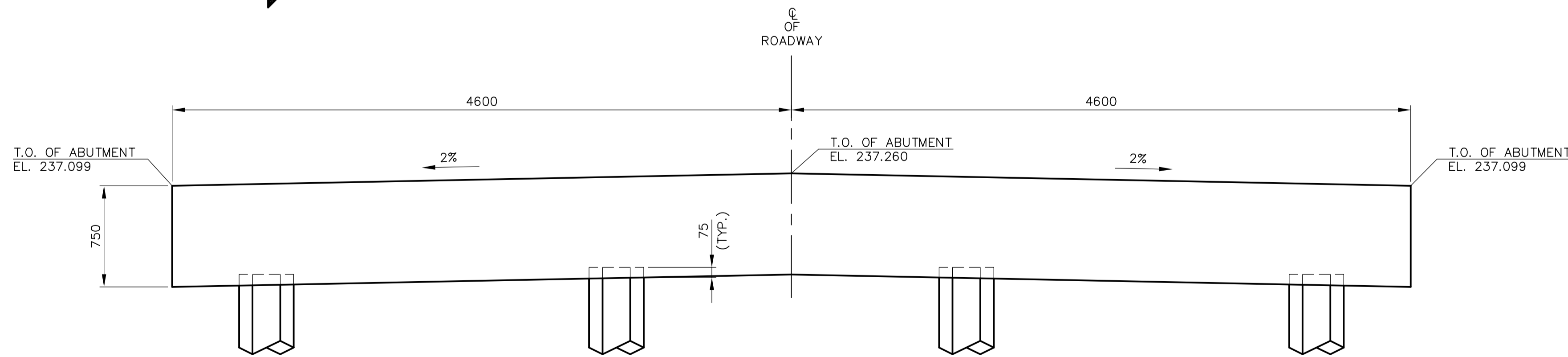
PLAN



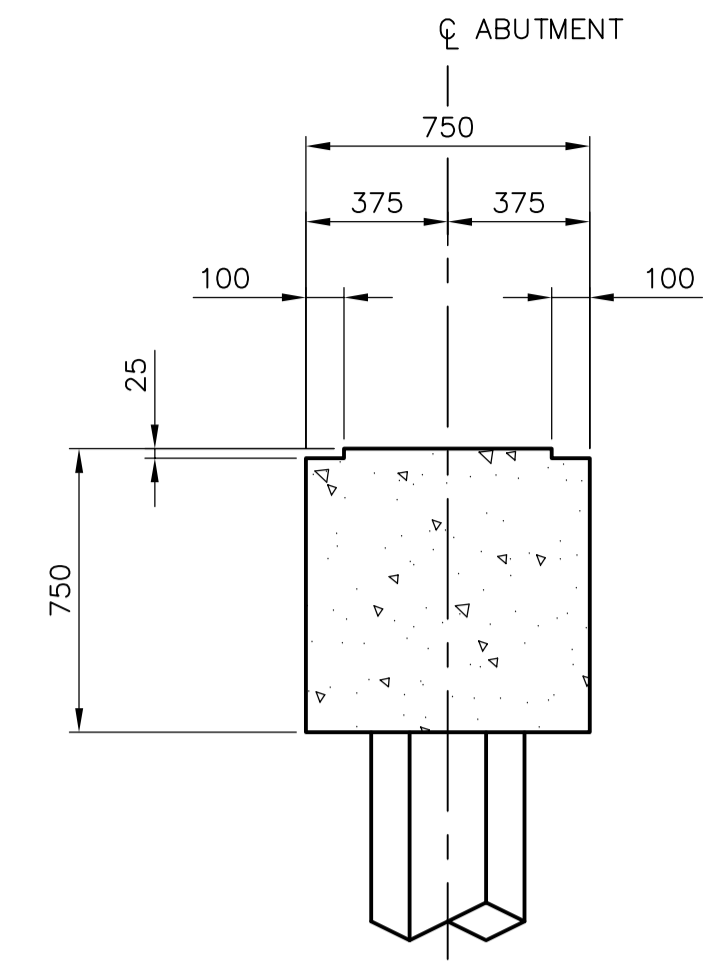
ELEVATION
NORTH ABUTMENT
SCALE 1:25



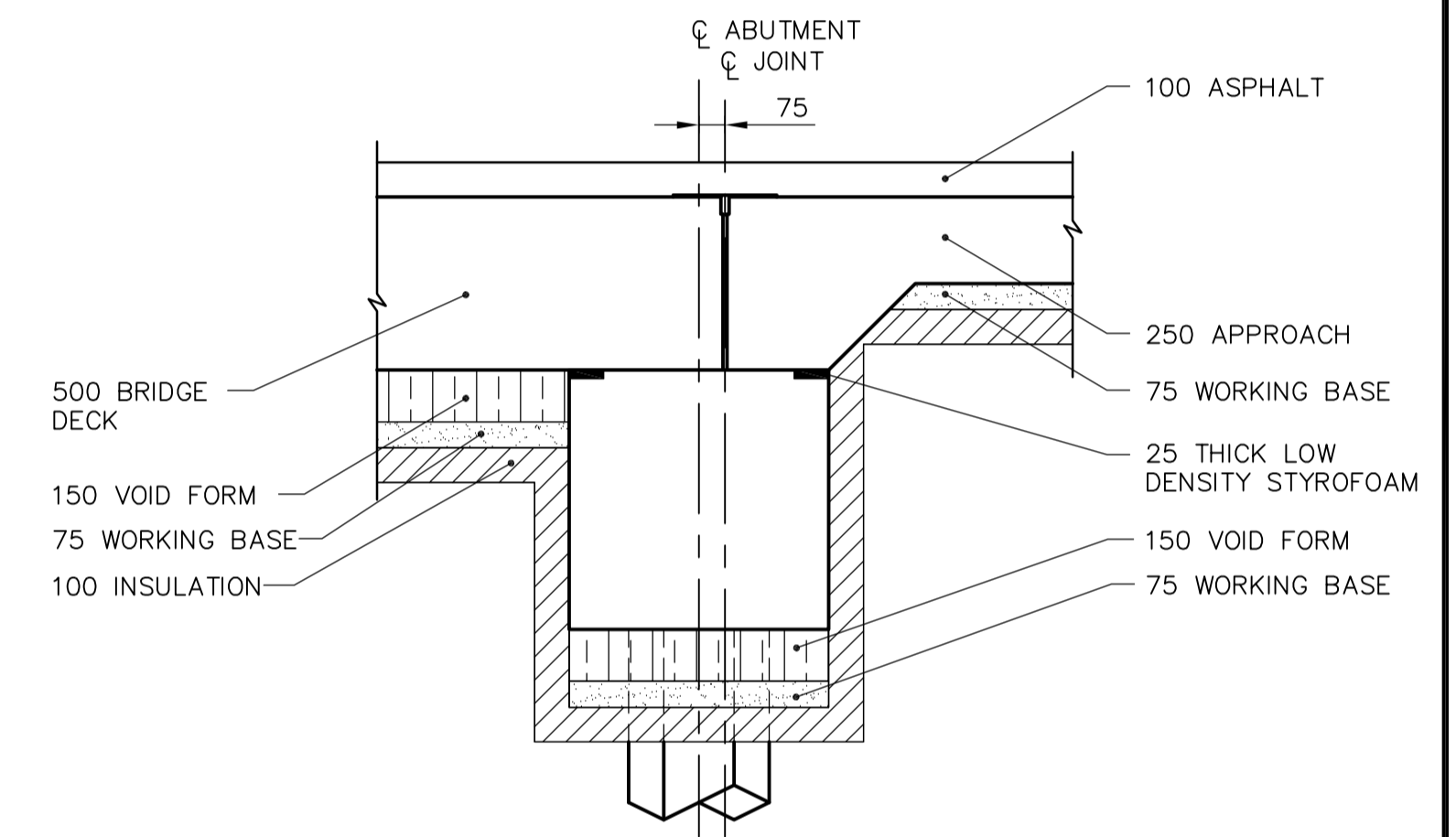
PLAN



ELEVATION
SOUTH ABUTMENT
SCALE 1:25



1 SECTION
SCALE 1:20



A DETAIL
SCALE 1:20

NOTE:
EACH PILE SHALL HAVE A MINIMUM (UNFACTORED) FLEXURAL CAPACITY OF 100 kN.m.

| <p>Certificate of Authorization Earth Tech Canada Inc. No. 730 Expiry: April 30, 2006</p> | <p>Frederickson Cooper ARCHITECTS</p> | <p>A Tyco International Ltd. Company</p> | | <p>THE CITY OF WINNIPEG WATER AND WASTE DEPARTMENT ENGINEERING DIVISION</p> | | | | | | | | | | | |
|--|---|--|----|---|-----------|---|----|------|----|-------------------|----------|----|--|--|--|
| | | | | <p>DESIGNED BY: AP CHECKED BY: EBL</p> <p>DRAWN BY: KC APPROVED BY: D.J. TANIGUCHI</p> <p>SCALE: AS NOTED RELEASED FOR CONSTRUCTION BY: R. SOROKOWSKI</p> | | <p>WATER TREATMENT PLANT AQUEDUCT BRIDGES FOUNDATIONS & CONCRETE STRUCTURES</p> | | | | | | | | | |
| <table border="1"> <thead> <tr> <th>NO.</th> <th>REVISIONS</th> <th>DATE</th> <th>BY</th> <th>DATE</th> </tr> </thead> <tbody> <tr> <td>00</td> <td>ISSUED FOR TENDER</td> <td>06/02/03</td> <td>KC</td> <td></td> </tr> </tbody> </table> | | | | NO. | REVISIONS | DATE | BY | DATE | 00 | ISSUED FOR TENDER | 06/02/03 | KC | | <p>CONSULTANT DRAWING NO. WN-S0470</p> | |
| NO. | REVISIONS | DATE | BY | DATE | | | | | | | | | | | |
| 00 | ISSUED FOR TENDER | 06/02/03 | KC | | | | | | | | | | | | |
| | | | | <p>STRUCTURAL WESTERN BRIDGE ABUTMENT CONCRETE DETAILS</p> | | | | | | | | | | | |
| | | | | <p>CITY FILE NUMBER SHEET 3 OF 8 CITY DRAWING NUMBER I-0601N-A-S0470-001-00D</p> | | | | | | | | | | | |