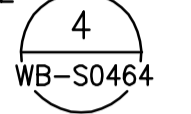
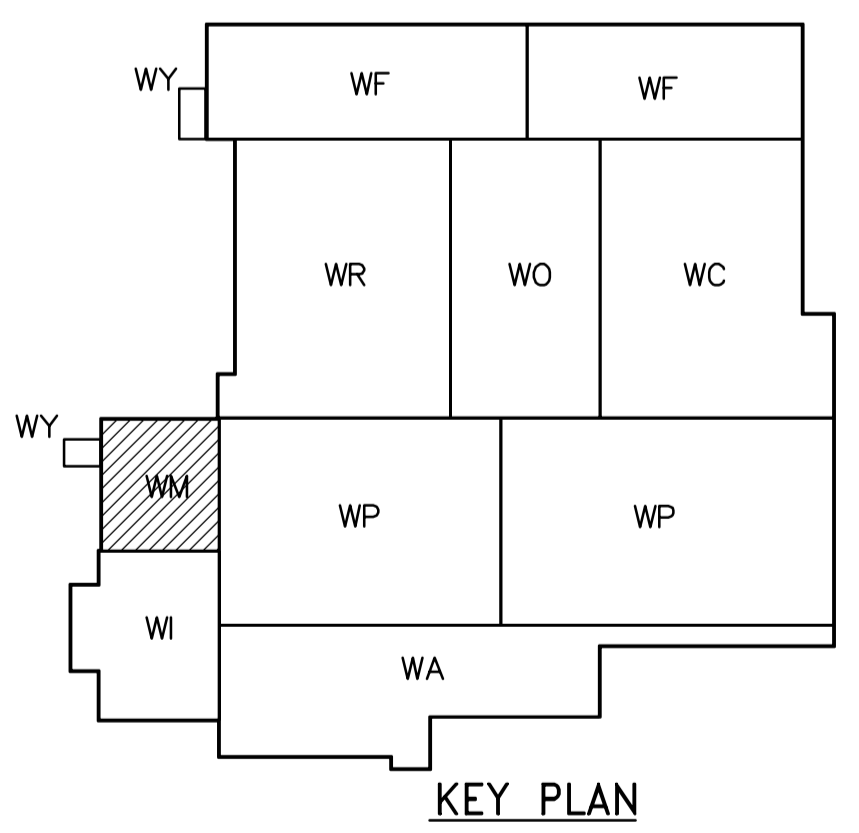


NOTES:

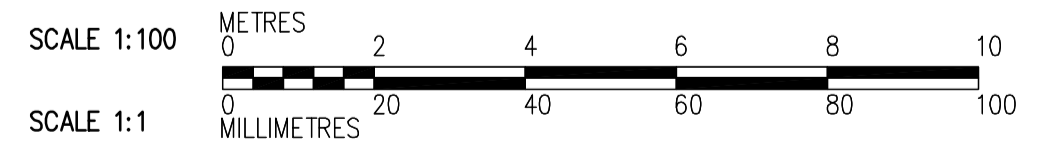
1. FOR BEAM AND COLUMN SCHEDULE REFER TO DRAWING WM-S0515.
2. SLAB LIVE LOAD = 14.4 kN/m²
3. PARAPET WALL TO BE PROVIDED AT ALL EXTERIOR WALLS AND ALONG ALL EXPANSION JOINTS. FOR DETAIL SEE



LEGEND:



ROOF FRAMING PLAN
1:100



 APEGN Certificate of Authorization CH2M HILL Canada Ltd. No. 1441 Expiry: April 30, 2006	B.M. ELEV.	 CH2MHILL Frederickson Cooper ARCHITECTS	 EarthTech A Neo International Ltd. Company	ENGINEER'S SEAL	 THE CITY OF WINNIPEG WATER AND WASTE DEPARTMENT ENGINEERING DIVISION	WATER TREATMENT PLANT GENERAL PLANT SERVICES/MISCELLANEOUS FOUNDATIONS AND CONCRETE STRUCTURES	CITY FILE NUMBER				
	DESIGNED BY			EL			CHECKED BY	AP	ORIGINAL SIGNED BY	D. KRUGER	SHEET OF
	DRAWN BY			RL			APPROVED BY	DJT	CONSULTANT DRAWING NO.	WM-S0141	CITY DRAWING NUMBER
	SCALE:			1:100			RELEASED FOR CONSTRUCTION BY:	R. SOROKOWSKI			
	NO. REVISIONS			DATE			DATE	DATE			