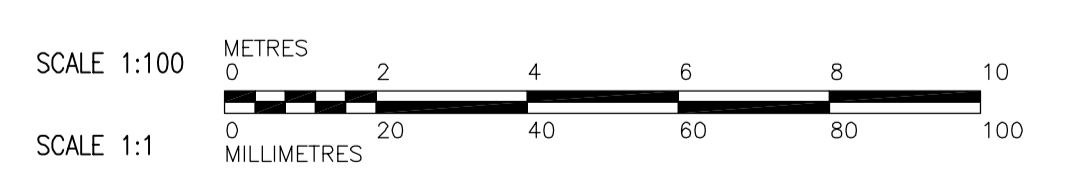
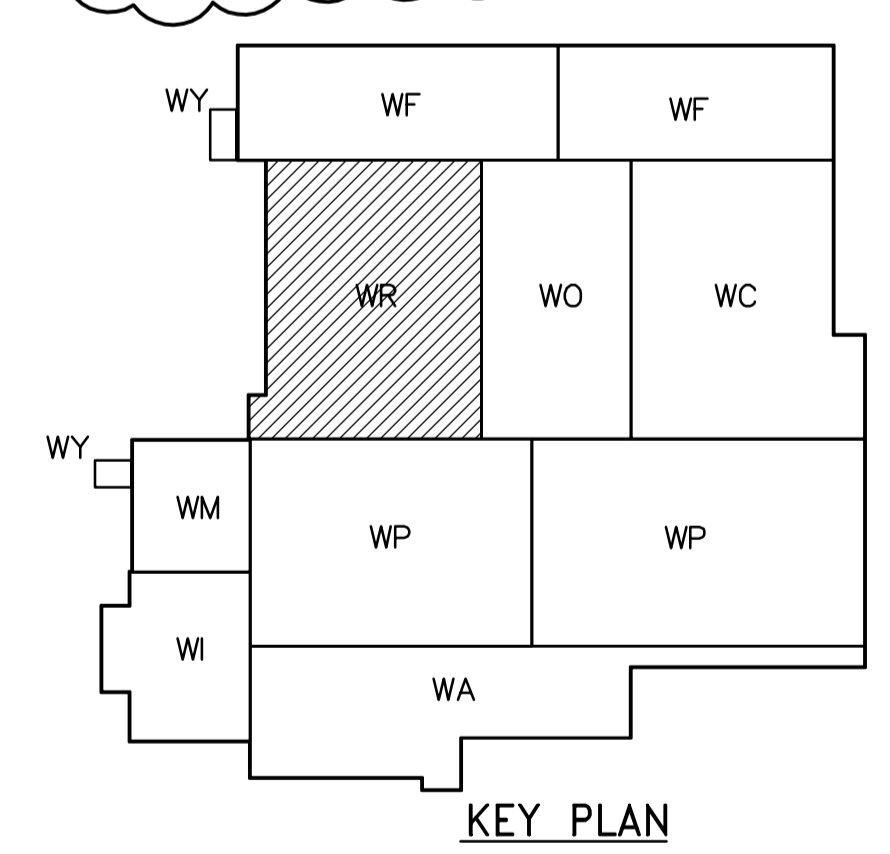
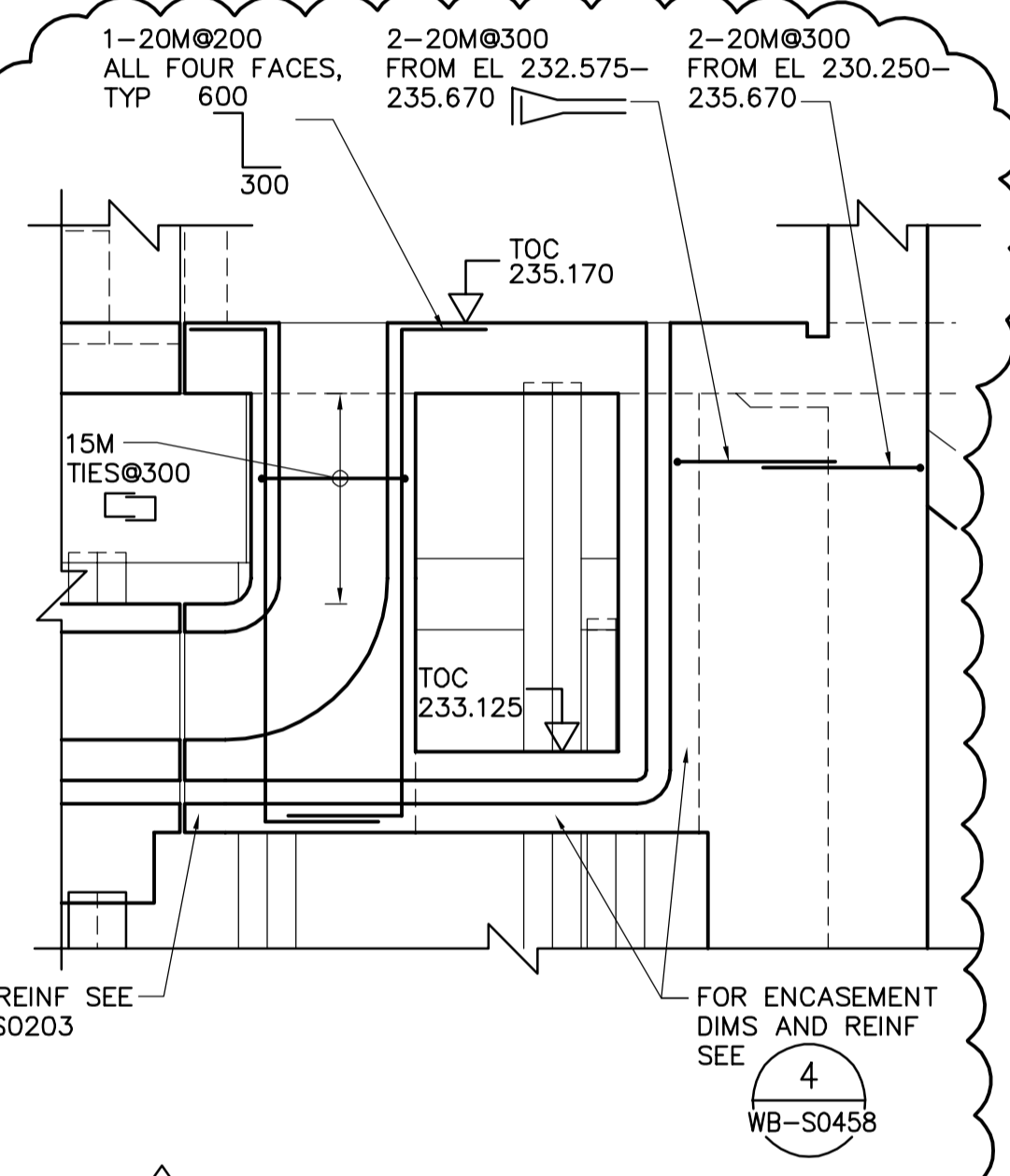


- NOTES:**
1. TYPICAL CORNER AND INTERSECTING REINFORCING, SEE (4) FOR ADDITIONAL INFORMATION.  
WB-S0452
  2. FOR ADDITIONAL REINFORCING AROUND OPENINGS, SEE TYP.  
WB-S0451
  3. WALL CONSTRUCTION JOINTS NOT SHOWN, FOR SPACING REQUIREMENTS SEE (1)  
WB-S0452
  4. ALL VERTICAL REINFORCING TO BE SPLICED TO HOOKED BARS THAT EXTEND TO TOP MAT OF REINFORCING AT EL 239.410. NORTH/SOUTH WALLS TO HAVE SIMILAR REINFORCING TO WEIR WALLS SHOWN IN SECTION (D)  
WR-S0204
  5. NO SLUICE GATES AT THIS LOCATION.
  6. FOR BEAM AND COLUMN SCHEDULE SEE DRAWING WR-S0515.
  7. SEE (2) FOR PIPE PENETRATIONS.  
WB-S0451
  8. EMBEDDED PLATE WITH BOLTS FOR PIPE SUPPORT, TYPICAL OF 5 PLACES, SEE DRAWING WF-S0117.



**FIRST FLOOR PLAN**  
1:100

**KEY PLAN**



NO.	REVISIONS	DATE	BY
01	583-2005 ADDENDUM 3	06/03/10	MH
00	ISSUED FOR TENDER	2006/02/03	MH

DESIGNED BY	MFC/MH	CHECKED BY	AP
DRAWN BY	DOC	APPROVED BY	DJT
SCALE:	1:100	RELEASED FOR CONSTRUCTION BY:	R. SOROKOWSKI
DATE	05/09/02	DATE	2006/02/08

ENGINEER'S SEAL  
ORIGINAL SIGNED BY  
D. KRUGER  
2006/02/06  
CONSULTANT DRAWING NO.  
WR-S0111

**THE CITY OF WINNIPEG**  
WATER AND WASTE DEPARTMENT  
ENGINEERING DIVISION

WATER TREATMENT PLANT  
RESIDUALS HANDLING  
FOUNDATIONS AND CONCRETE STRUCTURES

STRUCTURAL  
RESIDUALS HANDLING AREA  
FIRST FLOOR PLAN

CITY FILE NUMBER  
SHEET OF  
CITY DRAWING NUMBER  
**1-060R-A-S011-001-0D**