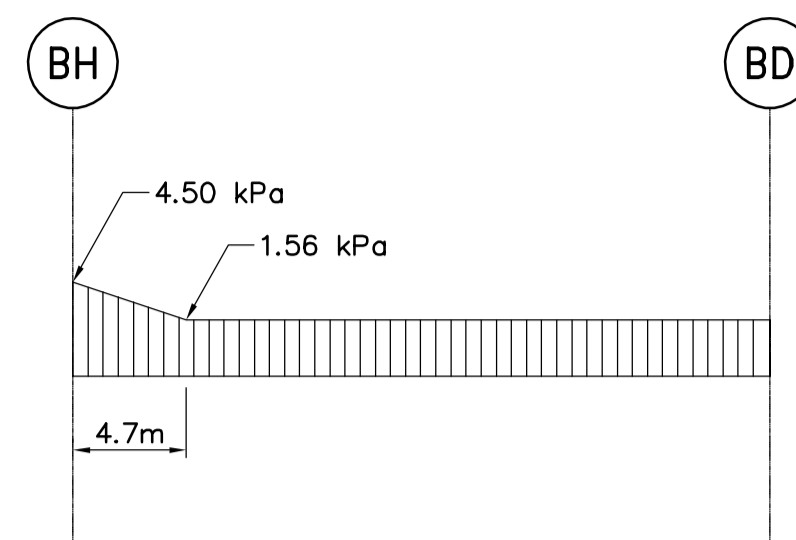
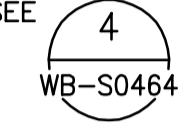
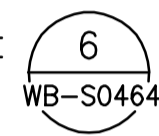

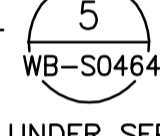
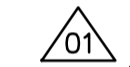
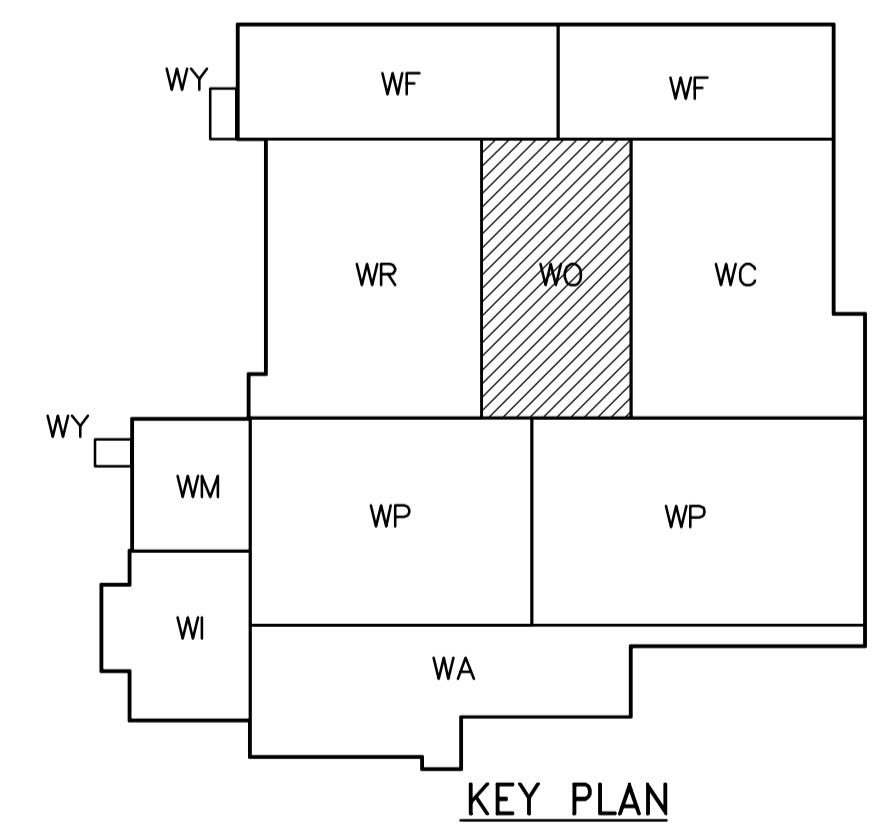


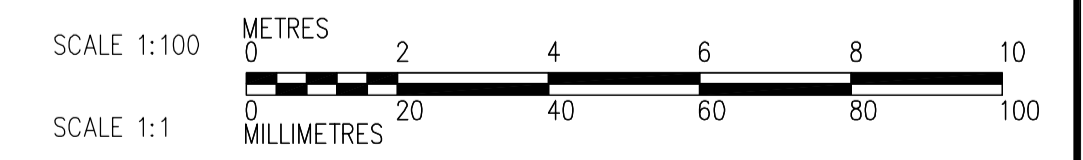
NOTES:





- DESIGN LIVE LOAD (SNOW) IS:  

- SUPERIMPOSED DEAD LOAD IS 1.0 kPa.
- PARAPET WALLS TO BE PROVIDED IN SEPARATE CONTRACT ALONG ALL EXTERIOR WALLS AND ALONG ALL EXPANSION JOINTS. FOR DOWEL DETAIL SEE  WB-S0464
- CONNECTIONS BETWEEN TEES TO BE SPACED BY PRECAST SUPPLIER AS PER LOADS. SEE  WB-S0464
- CAST-IN PLACE ANGLE IN UPSTAND BEAM DESIGNED AND SUPPLIED BY PRECAST SUPPLIER, AND INSTALLED BY GENERAL CONTRACTOR, SEE  WB-S0464
- NOTE THAT  WB-S0464 MAY BE USED TO SUPPORT LIGHT FIXTURES INSTALLED UNDER SEPARATE CONTRACT. COORDINATE NUMBER AND LOCATION.
- PROVIDE 20mm  $\phi$  SLEEVES IN ALL DOUBLE TEE STEMS 1200mm C/C.
- REFER TO "GENERAL NOTES" ON DRAWING WM-S9002 FOR OPENINGS AND BLOCK OUTS NOT IDENTIFIED ON THIS DRAWING.

 01



ROOF PLAN  
1:100



 Certificate of Authorization CH2M HILL Canada Ltd. No. 1441 Expiry: April 30, 2006	B.M. ELEV.	 Frederickson Cooper ARCHITECTS	 A Tyco International Ltd. Company	ENGINEER'S SEAL ORIGINAL SIGNED BY D. KRUGER 2006/02/06	 THE CITY OF WINNIPEG WATER AND WASTE DEPARTMENT ENGINEERING DIVISION WATER TREATMENT PLANT OZONE FOUNDATIONS AND CONCRETE STRUCTURES STRUCTURAL OZONATION AREA ROOF PLAN	CITY FILE NUMBER SHEET OF																				
	<table border="1"> <tr> <td>DESIGNED BY</td> <td>DK</td> <td>CHECKED BY</td> <td>AP</td> </tr> <tr> <td>DRAWN BY</td> <td>RL</td> <td>APPROVED BY</td> <td>DJT</td> </tr> <tr> <td>SCALE:</td> <td>1:100</td> <td>RELEASED FOR CONSTRUCTION BY:</td> <td>R. SOROKOWSKI</td> </tr> <tr> <td>NO. REVISIONS</td> <td>DATE</td> <td>DATE</td> <td>DATE</td> </tr> <tr> <td>01</td> <td>583-2005 ADDENDUM 3</td> <td>06/03/10</td> <td>MH</td> </tr> <tr> <td>00</td> <td>ISSUED FOR TENDER</td> <td>2006/02/03</td> <td>DK</td> </tr> </table>	DESIGNED BY	DK	CHECKED BY		AP	DRAWN BY	RL	APPROVED BY	DJT	SCALE:	1:100	RELEASED FOR CONSTRUCTION BY:	R. SOROKOWSKI	NO. REVISIONS	DATE	DATE	DATE	01	583-2005 ADDENDUM 3	06/03/10	MH	00	ISSUED FOR TENDER	2006/02/03	DK
DESIGNED BY	DK	CHECKED BY	AP																							
DRAWN BY	RL	APPROVED BY	DJT																							
SCALE:	1:100	RELEASED FOR CONSTRUCTION BY:	R. SOROKOWSKI																							
NO. REVISIONS	DATE	DATE	DATE																							
01	583-2005 ADDENDUM 3	06/03/10	MH																							
00	ISSUED FOR TENDER	2006/02/03	DK																							