

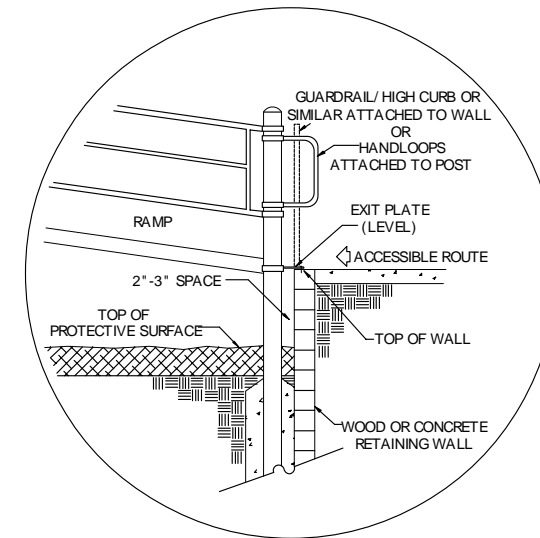
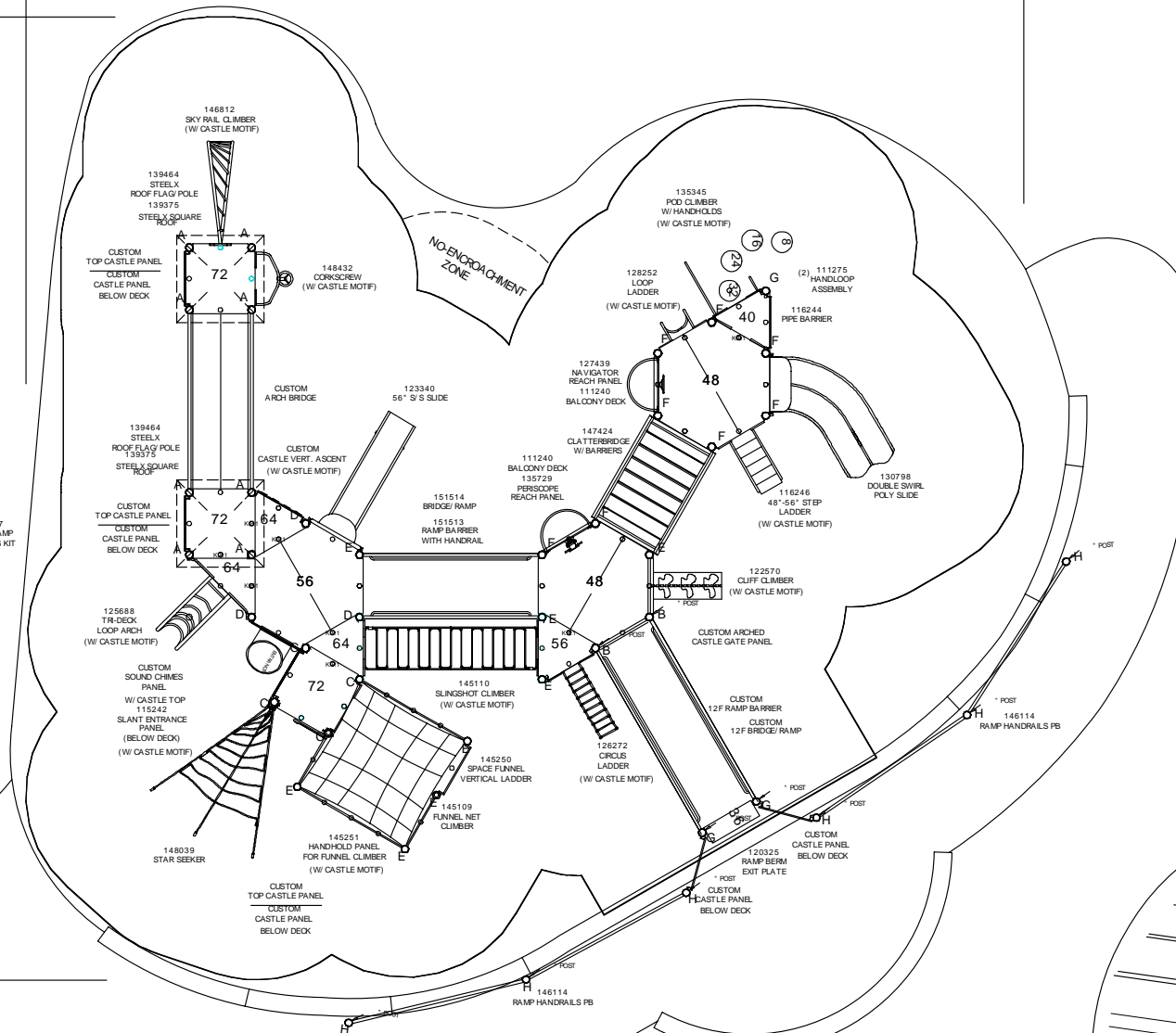
- Custom Charge
- Custom Charge
- Custom Charge
- Custom Charge
- Custom Charge
- Custom Charge
- Custom Charge
- Custom Charge
- Custom Charge
- Custom Charge

54'-2" [16.50M]

56'-1" [17.09M]

121948  
6"/8" RISE KICKPLATE  
(K.P.1) QTY. (3)

QTY. POST/ ARCH LENGTHS  
 A = 182" DB FOR ROOF  
 B = 180" DB  
 C = 148" DB  
 D = 140" DB  
 E = 132" DB  
 F = 124" DB  
 G = 116" DB  
 H = 84" DB



SUGGESTED ELEVATED RAMP EXIT INSTALLATION  
 RAMP ELEVATION TO BE 36" ABOVE FINISH GRADE.



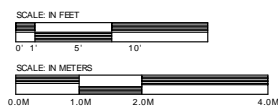
5-12 YEARS

CLH  
 JULY 21 2005

6/1/05	37839A	CLH
--------	--------	-----

**LANDSCAPE STRUCTURES**

\*NOTE: 7' SAFETY ZONES.



ST. VITAL PARK - Castle Structure

WINNIPEG, MB

PLAYGROUNDS-R-US

JODI MARR

PLAYBOOSTER

37839A-1

