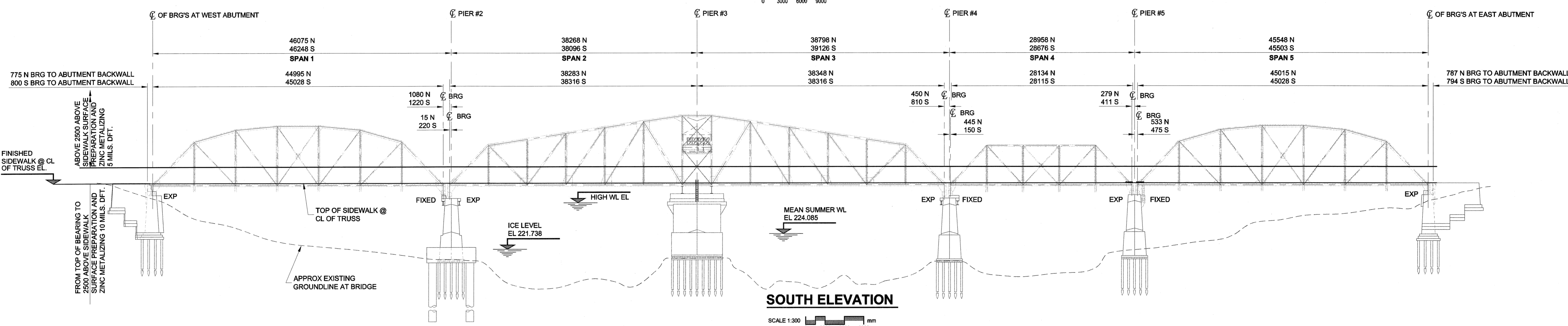
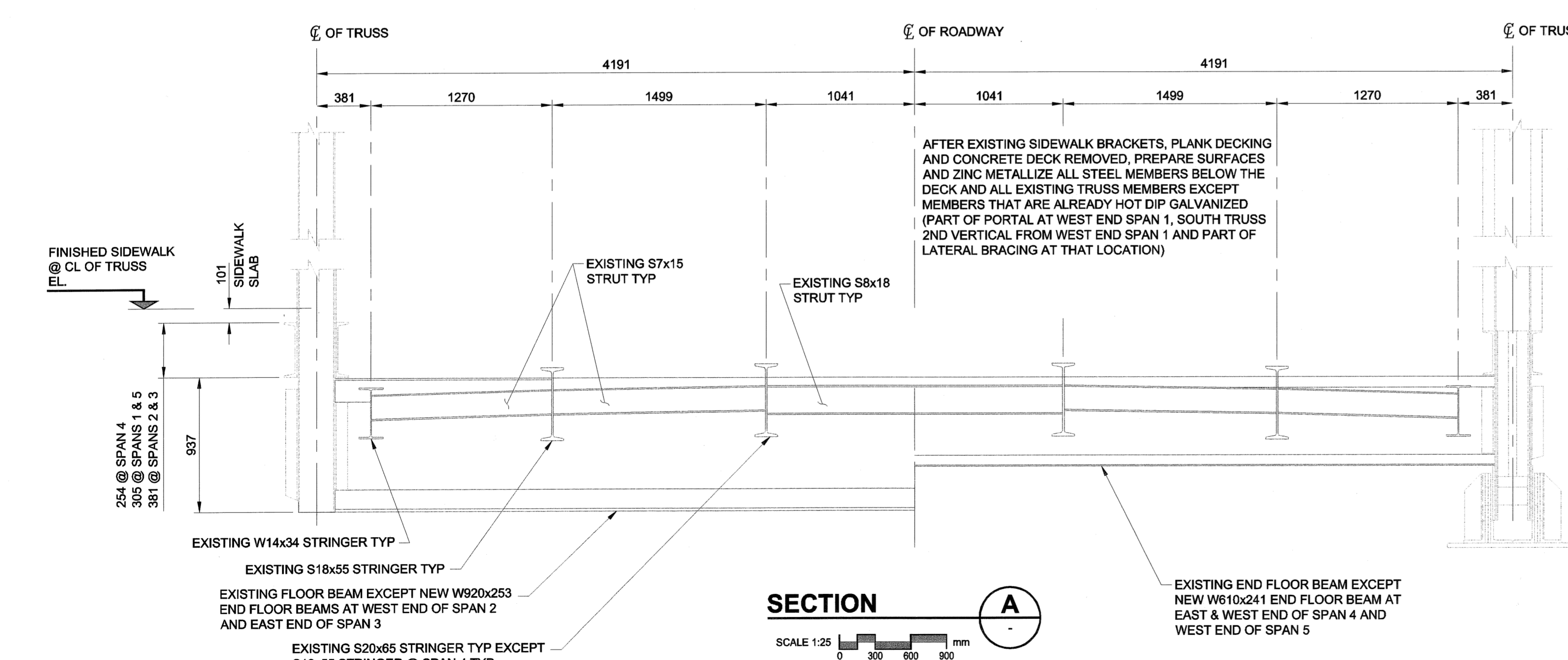


PLAN OF DECK STEEL MEMBERS

AFTER EXISTING SIDEWALK BRACKETS, PLANK DECKING AND CONCRETE DECK REMOVED, PREPARE SURFACES AND ZINC METALLIZE ALL STEEL MEMBERS ABOVE THE BEARING TO TOP OF STRUCTURE.



SOUTH ELEVATION



SECTION A


SCALE 1:25
TYPICAL EXISTING STRUCTURAL STEEL

AFTER EXISTING SIDEWALK BRACKETS, PLANK DECKING AND CONCRETE DECK REMOVED, PREPARE SURFACES AND ZINC METALLIZE ALL STEEL MEMBERS BELOW THE DECK AND ALL EXISTING TRUSS MEMBERS EXCEPT MEMBERS THAT ARE ALREADY HOT DIP GALVANIZED (PART OF PORTAL AT WEST END SPAN 1, SOUTH TRUSS 2ND VERTICAL FROM WEST END SPAN 1 AND PART OF LATERAL BRACING AT THAT LOCATION)

- DRAWING NOTES:**
1. CONTRACTOR TO ENSURE THE SAFETY OF PEDESTRIAN TRAFFIC ON THE BRIDGE AT ALL TIMES, IN STRICT ACCORDANCE TO SPECIFICATIONS.
 2. CONTRACTOR TO PROVIDE ALL PLATFORMS, SHORING, AND ENCLOSURES TO ENSURE PROTECTION TO THE ENVIRONMENT AND TO NAVIGATION ON THE RIVER IN STRICT CONFORMANCE TO SPECIFICATIONS.

NOTE:
ALL DIMENSIONS SHOWN ON THE DRAWINGS ARE BASED ON AVAILABLE INFORMATION AND RECORD DRAWINGS. THE CONTRACTOR SHALL FIELD MEASURE AND VERIFY ALL DIMENSIONS PRIOR TO COMMENCING CONSTRUCTION OR PRIOR TO PREPARATION OF SHOP DRAWINGS. THE CONTRACTOR SHALL MAKE THE APPROPRIATE ADJUSTMENTS TO THE APPLICABLE DETAILS AND DIMENSIONS ACCEPTABLE TO THE CONTRACT ADMINISTRATOR. THE CONTRACTOR SHALL THEN FABRICATE AND CONSTRUCT THE WORKS IN ACCORDANCE WITH THE CORRECTED DIMENSIONS.

METRIC
WHOLE NUMBERS INDICATE MILLIMETRES
DECIMALIZED NUMBERS INDICATE METRES



NO.	REVISIONS	DATE	BY
0	ISSUED FOR CONSTRUCTION	05/07/05	MP
		YYMMDD	

UMA Engineering Ltd. • Consulting • Engineering • Construction • Management Services	
DESIGNED BY: BLL	CHECKED BY: SBB
DRAWN BY: DL	APPROVED BY: <i>BLL</i>
HOR. SCALE: AS SHOWN	ACCEPTED BY: <i>Meil</i>
VERT. SCALE: AS SHOWN	DATE: 2005 07 07



THE CITY OF WINNIPEG PUBLIC WORKS DEPARTMENT

REDWOOD BRIDGE REHABILITATIVE MAINTENANCE AND RELATED WORKS

SURFACE PREPARATION AND COATING OF EXISTING STRUCTURAL STEEL - OPTION II

CITY DRAWING NUMBER: B113-05-59
SHEET 59 OF 74
REV 59 0

CONSULTANT DRAWING NO. 59
0265-376-00