D SIZE 22" x 34" (559mm x 864mm)

MARKS	NO BARS	SIZE	LENGTH	TYPE	A	B	C	D	E	F	G	H	J	K	L	M	O	R	SHAPE	MASS (kg)
WEST ABUTMENT																				
W20001G	35	20	800	17			700	100												65.9
W15001G	2	15	760	STR																2.4
W15002G	3	15	790	STR																3.7
W15003G	1	15	810	STR																1.3
W15004G	1	15	830	STR																1.3
W15005G	1	15	850	STR																1.3
W15006G	1	15	1000	STR																1.6
W15007G	1	15	1015	STR																1.6
W15008G	1	15	1025	STR																1.6
W15009G	1	15	1040	STR																1.6
W15010G	1	15	1050	STR																1.6
W15011G	1	15	1065	STR																1.7
W15012G	1	15	1080	STR																1.7
W15013G	1	15	1090	STR																1.7
W15014G	1	15	1105	STR																1.7
W15015G	1	15	1115	STR																1.8
W15016G	1	15	1130	STR																1.8
W15017G	1	15	1145	STR																1.8
W15018G	2	15	1165	STR																3.7
W15019G	3	15	2475	27			1875	600				175		575			2455			11.7
W15020G	1	15	1300	T2	150	200	300	200	300		150									2.0
W15021G	2	15	780	STR																2.4
W15022G	1	15	860	STR																1.4
W15023G	1	15	940	STR																1.5
W15024G	1	15	1030	STR																1.6
W15025G	1	15	1120	STR																1.8
W15026G	1	15	1210	STR																1.9
W15027G	1	15	1300	STR																2.0
W15028G	1	15	1390	STR																2.2
W15029G	1	15	1470	STR																2.3
W15030G	1	15	1560	STR																2.4
W15031G	1	15	1645	STR																2.6
W15032G	1	15	1740	STR																2.7
W15033G	1	15	1830	STR																2.9
W15034G	1	15	1920	STR																3.0
W15035G	1	15	2010	STR																3.2
W15036G	6	15	2020	STR																19.0
W15037G	1	15	1800	STR																2.8
W15038G	1	15	5770	STR																9.1
W15039G	4	15	4780	STR																30.0
W15040G	3	15	1265	27			665	600				280		530			1195			6.0
W15041G	1	15	1580	STR																2.5
W15042G	1	15	1830	27			1135	695				490		490			1625			2.9
W15043G	1	15	595	STR																0.9
W15044G	1	15	665	STR																1.0
W15045G	1	15	735	STR																1.2
W15046G	2	15	4150	STR																13.0
W15047G	1	15	5590	STR																8.8
W15048G	1	15	4525	STR																7.1
W15049G	1	15	3665	STR																5.8
W15050G	2	15	2600	STR																8.2
W15051G	1	15	1720	STR																2.7
W15052G	1	15	830	STR																1.3
W15053G	1	15	7380	STR																11.6
W15054G	1	15	600	STR																0.9

MARKS	NO BARS	SIZE	LENGTH	TYPE	A	B	C	D	E	F	G	H	J	K	L	M	O	R	SHAPE	MASS (kg)
WEST ABUTMENT																				
W15055G	24	15	1060	X6	150	350	135	425				300		300			435			39.9
W15056G	10	15	1355	X6	150	350	430	425				300		300			730			21.3
W15057G	11	15	950	17		300	350	300												16.4
W15058G	11	15	1335	8	740	295					300									23.1
W15059G	11	15	1095	29		315	305	475				215		215			1010			18.9
W15060G	31	15	1500	T2	150	300	300	300	300		150									73.0
W15061G	3	15	7400	STR																34.9
W15062G	6	15	1620	X1		800	200	110	510			173		100						15.3
W15063G	6	15	3380	17			2780	600												31.8
W15064G	6	15	3670	17			3070	600												34.6
W15065G	4	15	1970	17			1370	600												12.4
W15066G	5	15	1925	27			1325	600				590		110			1435			15.1
W15067G	1	15	11100	STR																17.4
W15068G	1	15	9775	STR																15.3
W15069G	5	15	2035	27			1435	600				590		110			1545			16.0
W15070G	4	15	2000	STR																12.6
W15071G	2	15	1445	27			845	600				175		575			1245			4.5
W15072G	5	15	950	STR																7.5
W15073G	8	15	980	STR																12.3
W15074G	5	15	1005	STR																7.9
W15075G	1	15	650	STR																1.0
W15076G	1	15	750	STR																1.2
W15077G	1	15	855	STR																1.3
W15078G	1	15	955	STR																1.5
W15079G	1	15	1060	STR																1.7
W15080G	1	15	1160	STR																1.8
W15081G	1	15	1265	STR																2.0
W15082G	1	15	1365	STR																2.1
W15083G	1	15	1470	STR																2.3
W15084G	1	15	1570	STR																2.5
W15085G	1	15	1675	STR																2.6
W15086G	1	15	1775	STR																2.8
W15087G	1	15	1880	STR																3.0
W15088G	1	15	1980	STR																3.1
W15089G	1	15	2085	STR																3.3
W15090G	1	15	2185	STR																3.4
W15091G	1	15	2290	STR																3.6
W15092G	1	15	1925	STR																3.0
W15093G	2	15	1515	27			915	600				280		530			1445			4.8
W15094G	1	15	1900	STR																3.0
W15095G	1	15	1630	STR																2.6
W15096G	1	15	1880	27			1195	695				490		490			1685			3.0
W15097G	1	15	675	STR																1.1
W15098G	1	15	755	STR																1.2
W15099G	1	15	830	STR																1.3
W15100G	1	15	5300	STR																8.3
W15101G	1	15	5195	STR																8.2
W15102G	1	15	4245	STR																6.7
W15103G	1	15	3495	STR																5.5
W15104G	1	15	2550	STR																4.0
W15105G	1	15	2630	STR																4.1
W15106G	1	15	1850	STR																2.9
W15107G	1	15	1055	STR																1.7

WEST ABUTMENT CONTINUED ON NEXT SHEET

DWG TOTAL WEIGHT = 813 kg GALV.

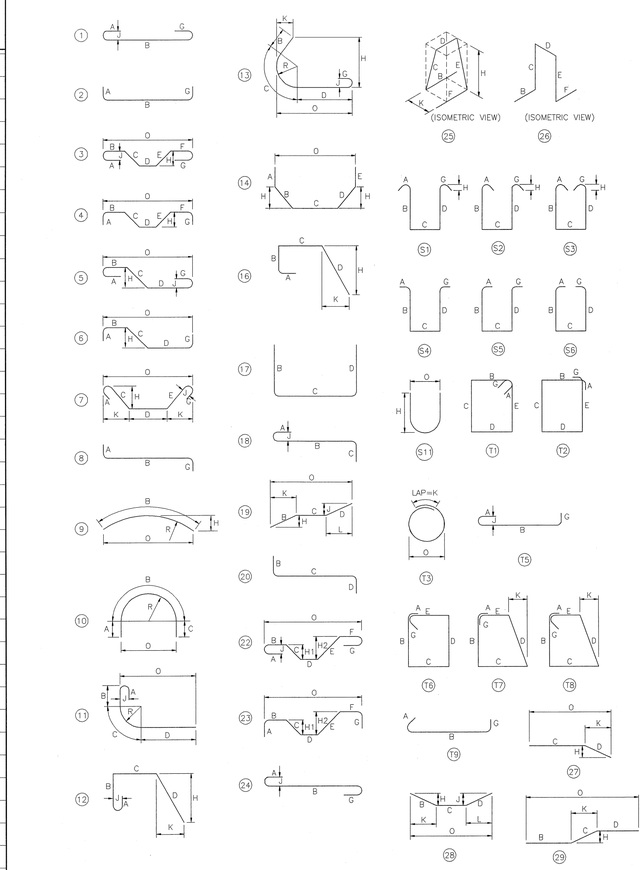

A.C.I. - TYPICAL BAR BENDS

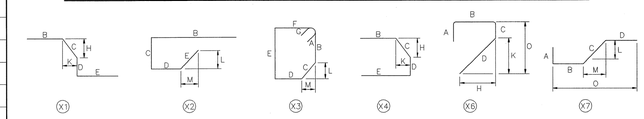

SPECIAL BAR BENDS

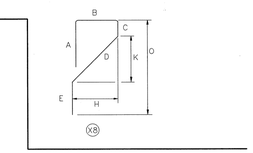

NOTES:

1. ALL DIMENSIONS ARE OUT-TO-OUT OF A BAR EXCEPT 'A' AND "G" ON STANDARD 180" AND 135" HOOKS.
2. "J" DIMENSION ON 180" HOOKS TO BE SHOWN ONLY WHERE NECESSARY TO RESTRICT HOOK SIZE, OTHERWISE STANDARD HOOKS ARE TO BE USED.
3. ON TRUSS BARS "J" WILL BE KEPT EQUAL TO OR LESS THEN "H". WHERE "J" CAN EXCEED "H" IT SHOULD BE SHOWN.
4. THE STIRRUPS "H" DIMENSION SHOULD BE SHOWN ONLY WHERE NECESSARY TO FIT WITHIN CONCRETE.
5. CRITICAL DIMENSIONS ARE TO BE IDENTIFIED WHERE BARS ARE TO BE BENT MORE ACCURATELY THAN STANDARD BENDING TOLERANCES.
6. ON TYPE T3 "G" DIMENSION IS EQUAL TO CLASS C SPLICE.
7. FIGURES SHOWN IN CIRCLES SHOWN TYPES.
8. ALL BAR BENDS OTHER THAN THE TYPES SHOWN ABOVE MUST BE DESIGNATED TYPE "X".

UNLESS OTHERWISE NOTED DIAMETER D IS THE SAME FOR ALL HOOKS AND BENDS ON A BAR.

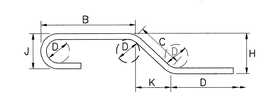

ENLARGED VIEW SHOWING BAR BENDING DETAILS

Bid Opportunity No. 257-2005

METRIC
WHOLE NUMBERS INDICATE MILLIMETRES
DECIMALIZED NUMBERS INDICATE METRES

APEGM
Certificate of Authorization
UMA Engineering Ltd.
No. 256 Expiry: April 30, 2006

NO.	REVISIONS	YY/MM/DD	BY
0	ISSUED FOR CONSTRUCTION	05/07/05	MP

UMA Engineering Ltd.
• Consulting • Engineering • Construction • Management Services

DESIGNED BY BLL
DRAWN BY DL
HOR. SCALE AS SHOWN
VERT. SCALE AS SHOWN
DATE
CHECKED BY SBB
APPROVED BY
ACCEPTED BY
DATE 2005 07 07

PROVINCE OF MANITOBA
B.L. LAU
July 6, 2005
REGISTERED PROFESSIONAL ENGINEER

CONSULTANT DRAWING NO. 61
0265-376-00

Winnipeg

THE CITY OF WINNIPEG
PUBLIC WORKS DEPARTMENT

REDWOOD BRIDGE
REHABILITATIVE MAINTENANCE AND RELATED WORKS

WEST ABUTMENT
REINFORCING STEEL SCHEDULE

CITY DRAWING NUMBER B107-05-61
SHEET 61 OF 74
61
REV 0

PLOT SCALE 1=1
AutoCAD 15.06 P:\0265\355-03\AutoCAD\S-11 Working Drawings\0265-355-03_01-S-0061_RX.dwg 2003-08-20 3:21pm CGC