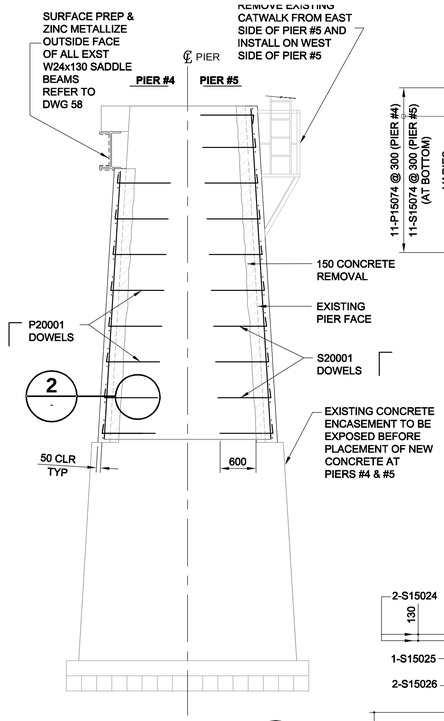


## SECTION B

SCALE 1:50 (0, 500, 1000, 1500 mm)

PIERS #4 & #5
PROPOSED CONCRETE ENCASEMENT

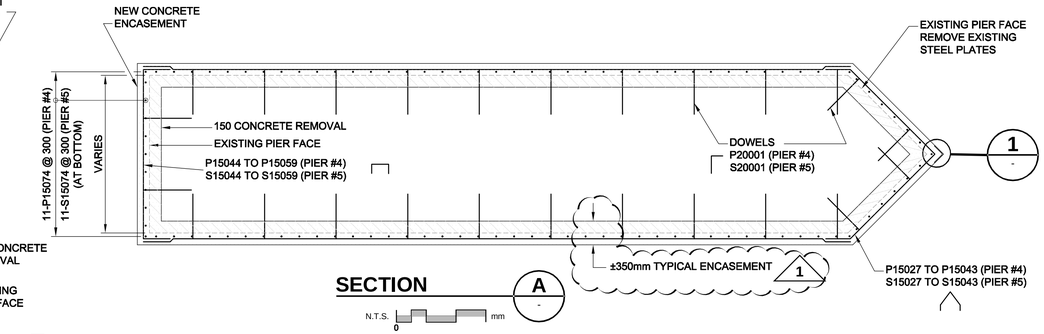


## SECTION A

N.T.S. (0, mm)

PIER #4 & #5
PROPOSED CONCRETE REMOVAL, ENCASEMENT & REINFORCING STEEL DETAILS.

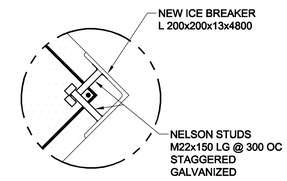


## DETAIL 1

SCALE 1:10 (0, 200, 400, 600 mm)

NEW ICE BREAKER
TYPICAL FOR PIERS #4 & #5

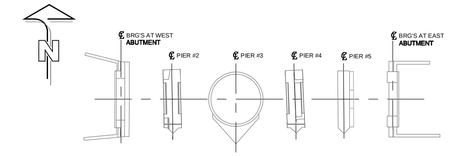


## KEY PLAN

SCALE 1:500 (0, 1500, 3000, 4500 mm)

SUBSTRUCTURE - ABUTMENTS & PIERS

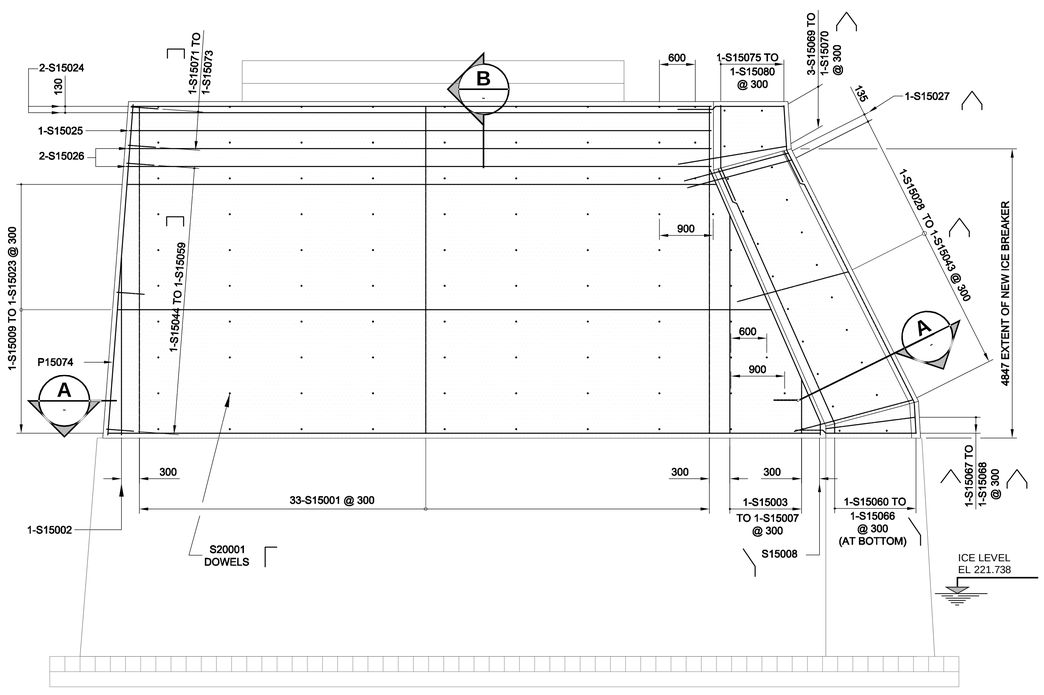


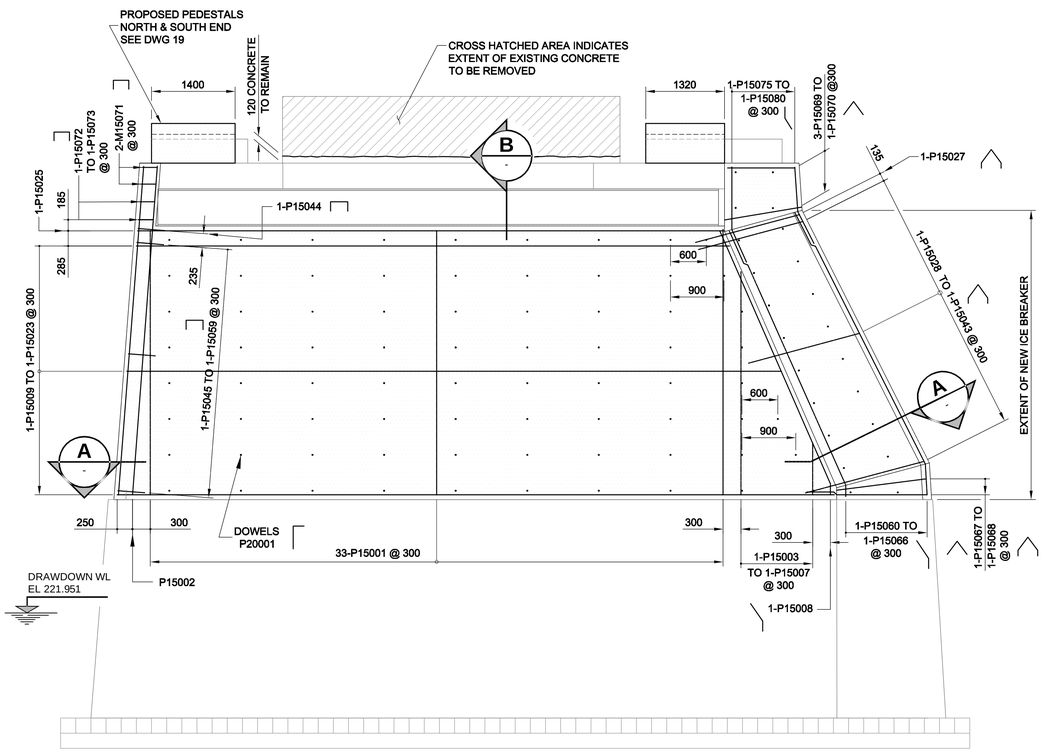


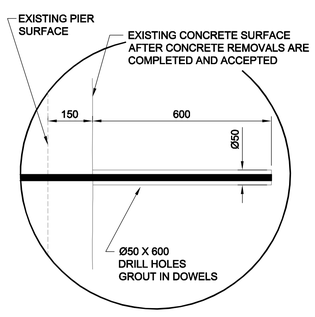


## DETAIL 2

SCALE 1:10 (0, 100, 200, 300 mm)

TYPICAL DOWEL INSTALLATION

## PIER #5 WEST ELEVATION

SCALE 1:50 (0, 500, 1000, 1500 mm)

PROPOSED CONCRETE REMOVAL, ENCASEMENT & REINFORCING STEEL DETAILS

## PIER #4 WEST ELEVATION

SCALE 1:50 (0, 500, 1000, 1500 mm)

PROPOSED CONCRETE REMOVAL, ENCASEMENT & REINFORCING STEEL DETAILS

## GENERAL NOTES:

1. FOR EXISTING PIER DIMENSIONS REFER TO PIER #2 CONCRETE ENCASEMENT DRAWING.
2. REFER TO "GENERAL NOTES" ON DRAWING 17.

Bid Opportunity No. 257-2005

## NOTE:

ALL DIMENSIONS SHOWN ON THE DRAWINGS ARE BASED ON AVAILABLE INFORMATION AND RECORD DRAWINGS. THE CONTRACTOR SHALL FIELD MEASURE AND VERIFY ALL DIMENSIONS PRIOR TO COMMENCING CONSTRUCTION OR PRIOR TO PREPARATION OF SHOP DRAWINGS. THE CONTRACTOR SHALL MAKE THE APPROPRIATE ADJUSTMENTS TO THE APPLICABLE DETAILS AND DIMENSIONS ACCEPTABLE TO THE CONTRACT ADMINISTRATOR. THE CONTRACTOR SHALL THEN FABRICATE AND CONSTRUCT THE WORKS IN ACCORDANCE WITH THE CORRECTED DIMENSIONS.

METRIC
WHOLE NUMBERS INDICATE MILLIMETRES
DECIMALIZED NUMBERS INDICATE METRES

APEGM
Certificate of Authorization
UMA Engineering Ltd.
No. 256 Expiry: April 30, 2006

| NO. | REVISIONS | YY/MM/DD | BY |
|---|---|---|---|
| 1 | ISSUED FOR ADDENDUM 2 | 05/08/11 | CGC |
| 0 | ISSUED FOR CONSTRUCTION | 05/07/05 | MP |

UMA Engineering Ltd.
* Consulting * Engineering * Construction *Management Services

| | | | |
|---|---|---|---|
| DESIGNED BY | BLL | CHECKED BY | SBB |
| DRAWN BY | DL | APPROVED BY | |
| HOR. SCALE | AS SHOWN | ACCEPTED BY | |
| VERT. SCALE | AS SHOWN | | |
| DATE | | DATE | |

ENGINEER'S SEAL
REVISION 0, ISSUED FOR CONSTRUCTION WAS SEALED BY B.L. LAU AND DATED 05/07/06

CONSULTANT DRAWING NO. 18
0265-376-00

Winnipeg

# THE CITY OF WINNIPEG
## PUBLIC WORKS DEPARTMENT

REDWOOD BRIDGE
REHABILITATIVE MAINTENANCE AND RELATED WORKS

PIER #4 & PIER #5
CONCRETE REMOVAL, ENCASEMENT AND REINFORCING STEEL DETAILS

CITY DRAWING NUMBER B113-05-18
SHEET 18 OF 74
18 REV 1

D SIZE 22" x 34" (559mm x 864mm)

PLOT SCALE 1=1
AutoCAD Title: P:\0265\355-03\AutoCADS\1 Working Drawings\0265-355-03_01-S-0018_RX.dwg 2003-08-20 10:43am CGC