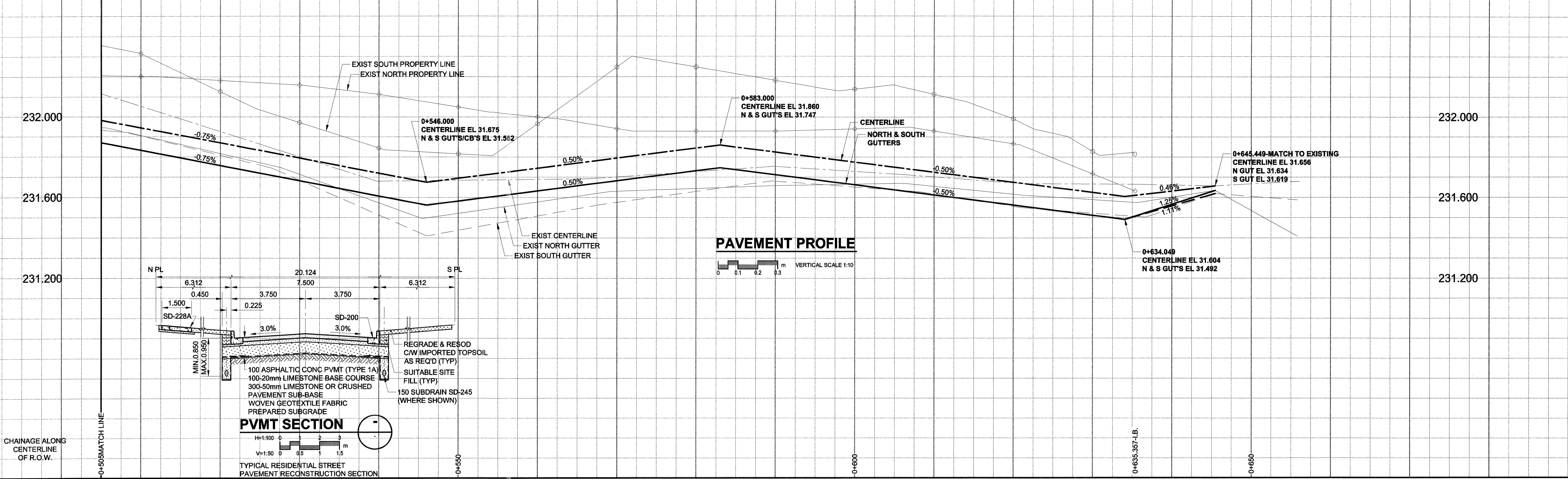
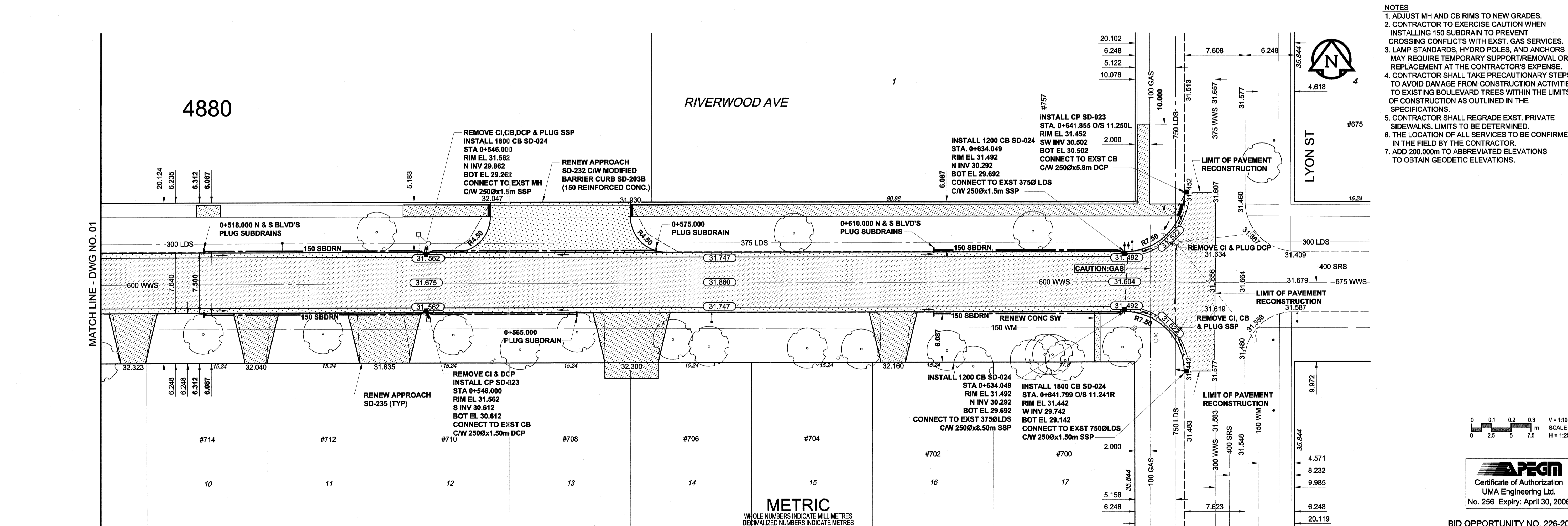



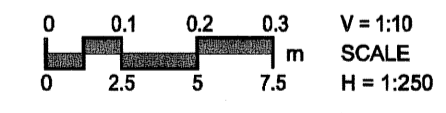
A1 SIZE 23.4" x 33.1" (594mm x 841mm)



PLOT: 05/05/20 10:41:15 AM



- NOTES**
- ADJUST MH AND CB RIMS TO NEW GRADES.
 - CONTRACTOR TO EXERCISE CAUTION WHEN INSTALLING 150 SUBDRAIN TO PREVENT CROSSING CONFLICTS WITH EXST. GAS SERVICES.
 - LAMP STANDARDS, HYDRO POLES, AND ANCHORS MAY REQUIRE TEMPORARY SUPPORT/REMOVAL OR REPLACEMENT AT THE CONTRACTOR'S EXPENSE.
 - CONTRACTOR SHALL TAKE PRECAUTIONARY STEPS TO AVOID DAMAGE FROM CONSTRUCTION ACTIVITIES TO EXISTING BOULEVARD TREES WITHIN THE LIMITS OF CONSTRUCTION AS OUTLINED IN THE SPECIFICATIONS.
 - CONTRACTOR SHALL REGRADE EXST. PRIVATE SIDEWALKS. LIMITS TO BE DETERMINED.
 - THE LOCATION OF ALL SERVICES TO BE CONFIRMED IN THE FIELD BY THE CONTRACTOR.
 - ADD 200.000m TO ABBREVIATED ELEVATIONS TO OBTAIN GEODETIC ELEVATIONS.



BID OPPORTUNITY NO. 226-2005

EXISTING	LEGEND - PLAN	NEW	EXISTING	LEGEND - PLAN	NEW	EXISTING	LEGEND - PLAN	NEW	
○	MANHOLE	●	CONCRETE PAVEMENT	■	LOCATION APPROVED UNDERGROUND STRUCTURES	□	CATCH BASIN / CATCH PIT	▲	DATE COMMITTEE
□	C & G INLET WITH BOX	■	ASPHALT PAVEMENT	▲	CONC. SIDEWALK/MED. SLAB	○	TREE	○	NOTE:
○	TREE	○	PAVING STONE	○	GRAVEL	○	TEST HOLE	○	LOCATION OF UNDERGROUND STRUCTURES AS SHOWN ARE BASED ON THE BEST INFORMATION AVAILABLE. BUT NO GUARANTEE IS GIVEN THAT ALL EXISTING UTILITIES ARE SHOWN OR THAT THE GIVEN LOCATIONS ARE EXACT. CONFIRMATION OF EXISTENCE AND EXACT LOCATION OF ALL SERVICES MUST BE OBTAINED FROM THE INDIVIDUAL UTILITIES BEFORE PROCEEDING WITH CONSTRUCTION.
○	PROPERTY LINE	○	TOPSOIL & SOD	○	RAMP CURB	○	PROPERTY LINE	○	
○	SURVEY BAR	○	REMOVAL	○	REMOVAL	○	FENCE	○	
○	BACK OF CURB	○		○		○	BACK OF CURB	○	
○	ELEVATION	○		○		○	ELEVATION	○	

NO.	REVISIONS	DATE	BY
0	ISSUED FOR CONSTRUCTION	05/05/20	DID
A	ISSUED FOR CLIENT REVIEW	05/01/21	CGC

UMA
An AECOM Company
2004 UMA ENGINEERING LTD. ALL RIGHTS RESERVED.

DESIGNED BY: JGK
CHECKED BY: RPB
DRAWN BY: DID
APPROVED BY: RPB

HOR. SCALE: 1:250
VERT. SCALE: 1:10

RELEASER FOR CONSTRUCTION: J.G. Kennedy
DATE: May 30/05

PROFESSIONAL'S SEAL
PROVINCE OF MANITOBA
J.G. KENNEDY
Member
May 30/05
REGISTERED PROFESSIONAL ENGINEER

CONSULTANT DRAWING NO. 02
0265-374-00

THE CITY OF WINNIPEG
PUBLIC WORKS DEPARTMENT
ENGINEERING DIVISION

RIVERWOOD AVENUE
FROM WICKLOW ST. TO LYON ST.
RECONSTRUCTION

FROM STA. 0+505 TO LYON ST.

CITY DRAWING NUMBER: N/A
SHEET: 2 OF 2
REV: 02