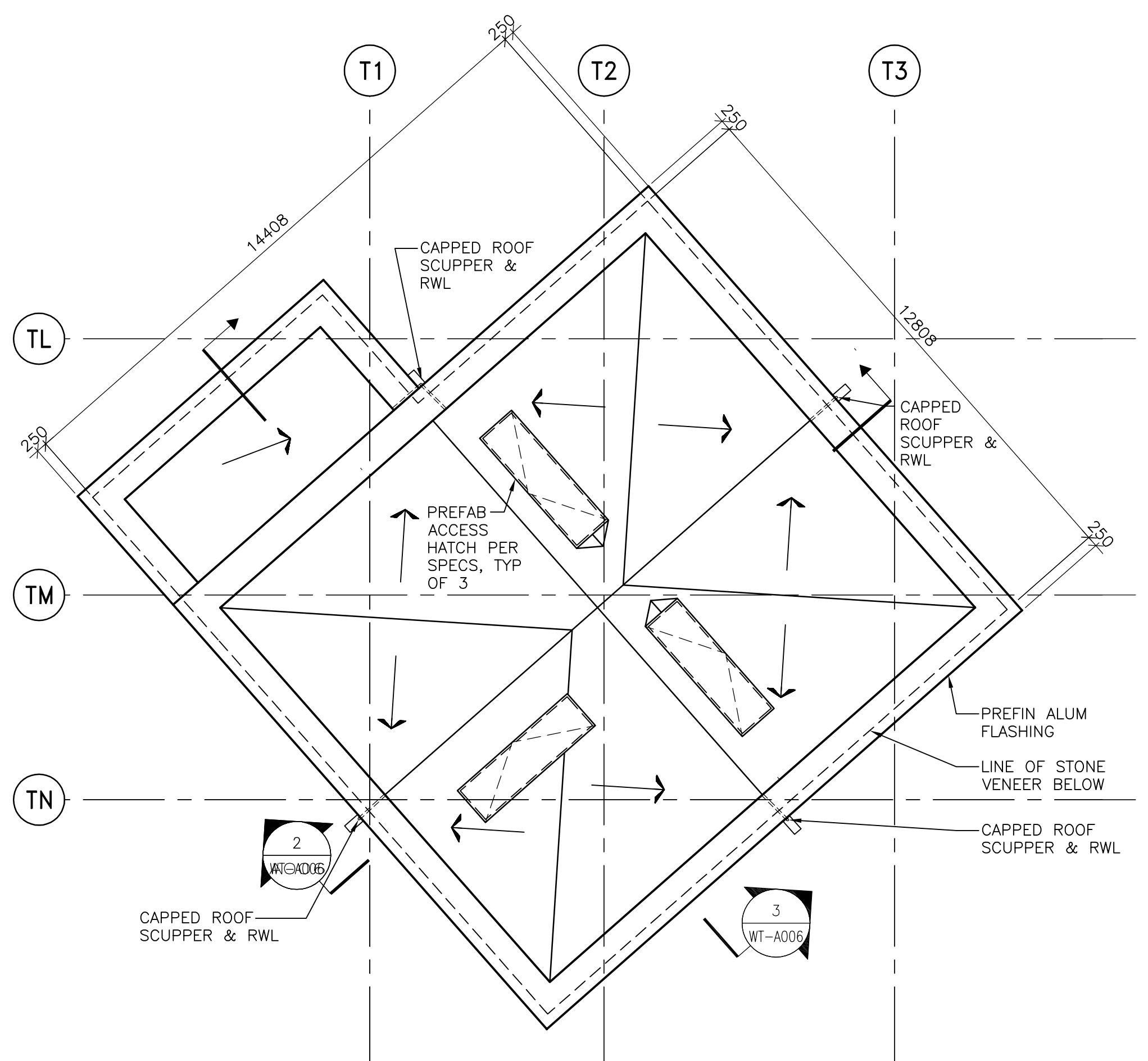
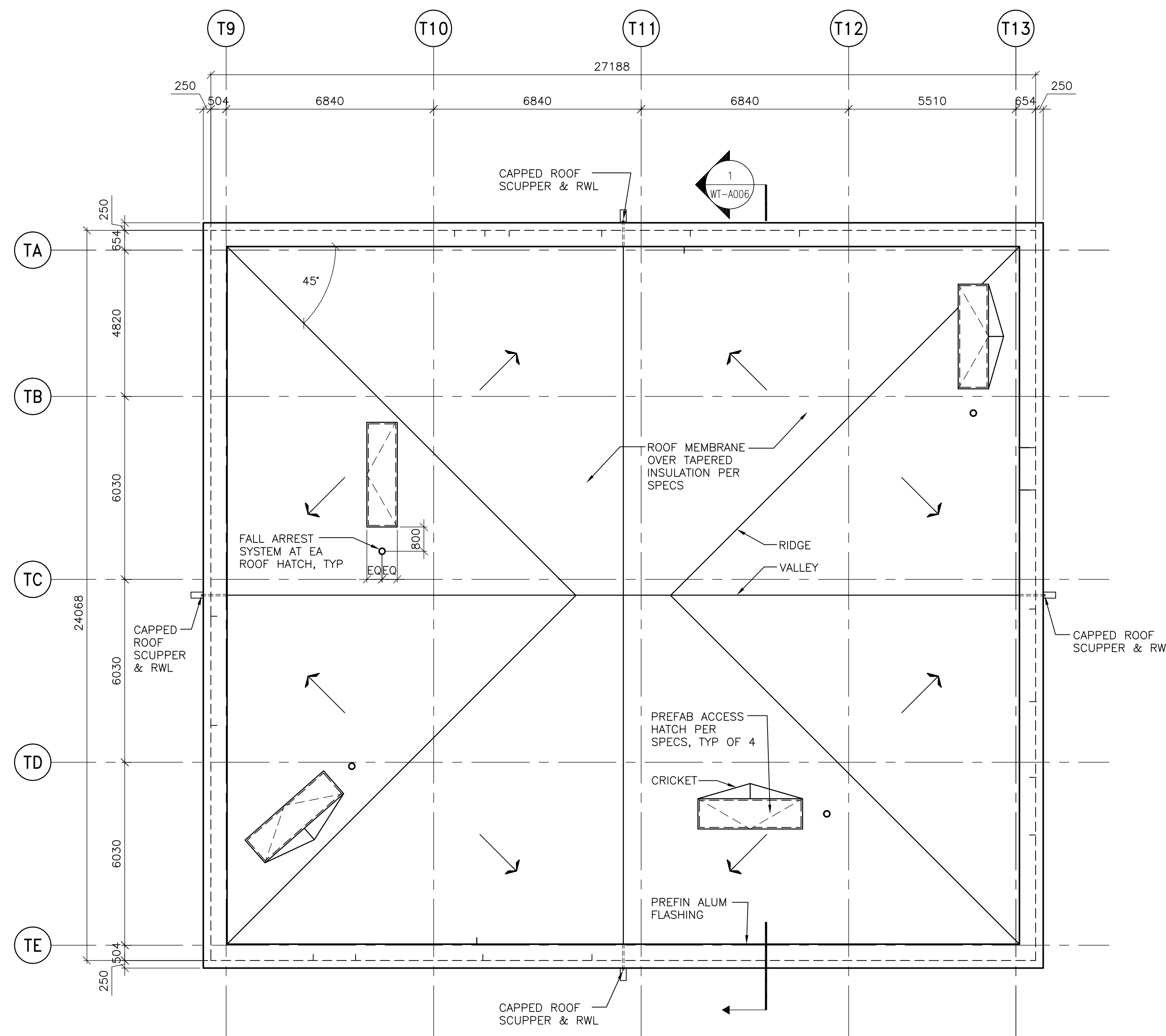


EMERGENCY EXIT HUTS ROOF PLAN- TYPICAL OF 4  
1:50

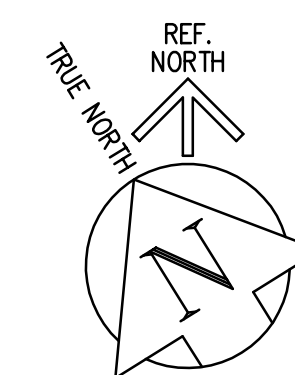


OUTLET BUILDING ROOF PLAN @ EL: 238.500  
1:100



INLET BUILDING ROOF PLAN  
1:100

NOTES:  
DIRECTION OF ARROWS INDICATE SLOPE DOWN  
MIN 1%, TYPICAL



FOR INFORMATION ONLY - NOT IN CONTRACT

B.M. ELEV.		<b>CH2M HILL</b> Frederickson Cooper ARCHITECTS	<b>EarthTech</b> A Trane International Ltd. Company	ENGINEER'S SEAL	<b>THE CITY OF WINNIPEG</b> WATER AND WASTE DEPARTMENT ENGINEERING DIVISION	CITY FILE NUMBER
		DESIGNED BY: BS	CHECKED BY:		<b>WATER TREATMENT PLANT</b> <b>CLEARWELL CONSTRUCTION</b>	SHEET OF
		DRAWN BY: WC	APPROVED BY:		ARCHITECTURAL	CITY DRAWING NUMBER
		HOR. SCALE: AS NOTED	RELEASED FOR CONSTRUCTION BY:	CONSULTANT DRAWING NO. WT-A003	INLET BUILDING, OUTLET BUILDING & EMERGENCY EXIT HUTS ROOF PLANS	
00	ISSUED FOR TENDER (N.I.C.)	05/04/17	WC			
NO.	REVISIONS	DATE	BY	DATE	05/04/04	DATE