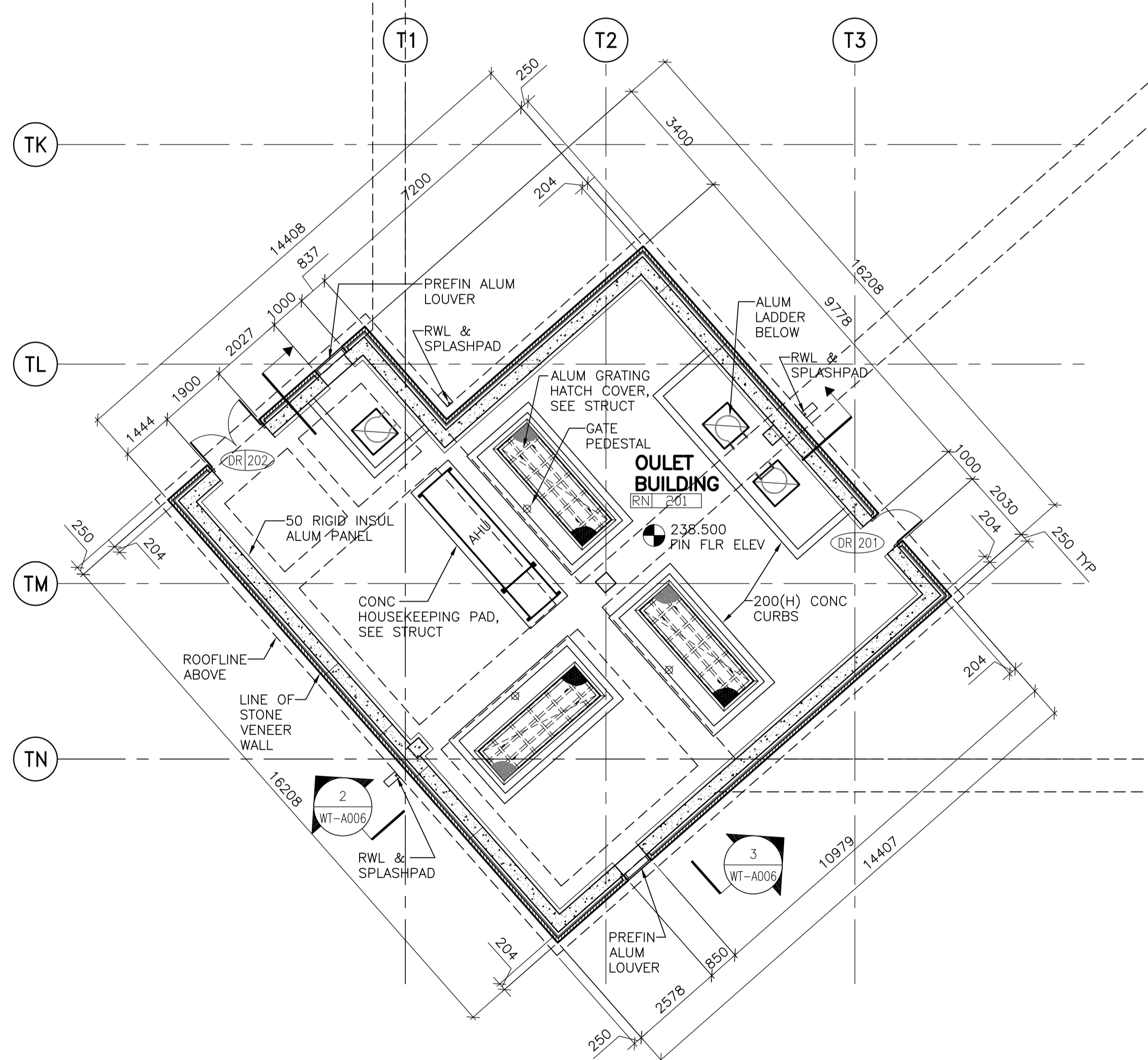
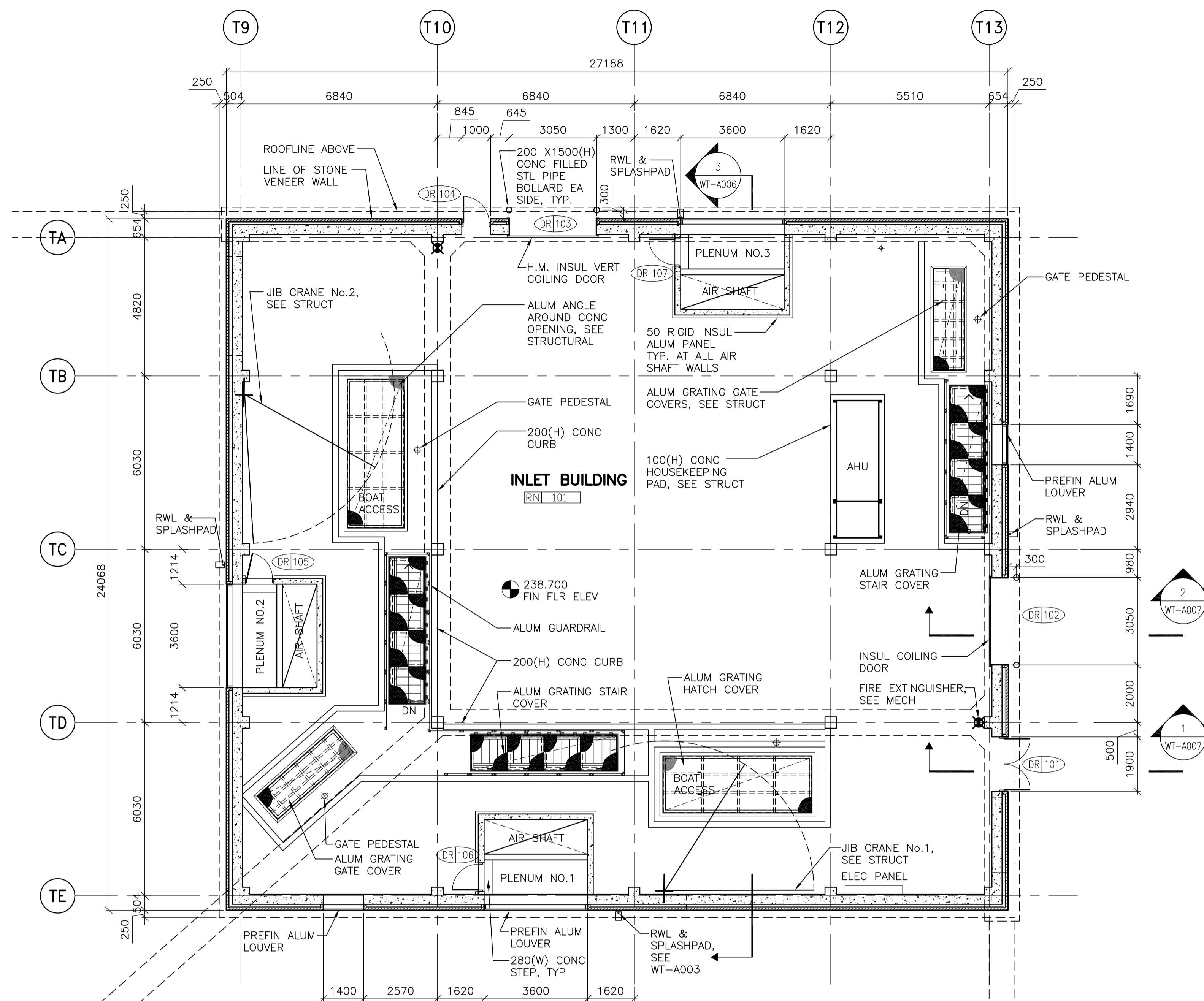


EMERGENCY EXIT HUT FLOOR PLAN- TYPICAL OF 4
1:50

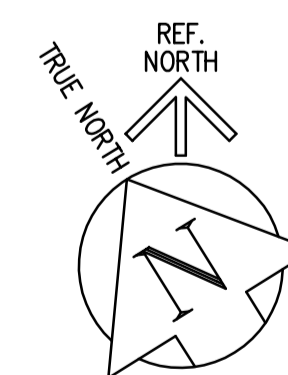


OUTLET BUILDING FLOOR PLAN @ EL: 238.500
1:100



INLET BUILDING FLOOR PLAN AT ELEV: 238.700
1:100

NOTE!
SEAL ALL CONTROL JOINTS IN FINISH CONCRETE FLOOR TOPPING WITH BACKER ROD AND SEALANT TO PREVENT WATER PENETRATION & DAMAGE OF SLAB RIGID INSULATION. PROVIDE 4mm THK S.S. FLOOR JOINT COVER PLATE, TYP.



FOR INFORMATION ONLY - NOT IN CONTRACT

B.M. ELEV.	CH2M HILL		ENGINEER'S SEAL	THE CITY OF WINNIPEG	
	Frederickson Cooper ARCHITECTS			WATER AND WASTE DEPARTMENT	
	DESIGNED BY: BS	CHECKED BY:		ENGINEERING DIVISION	
	DRAWN BY: WC	APPROVED BY:		WATER TREATMENT PLANT CLEARWELL CONSTRUCTION	
HOR. SCALE: AS NOTED		RELEASED FOR CONSTRUCTION BY:	CONSULTANT DRAWING NO. WT-A002	CITY FILE NUMBER	
VERTICAL SCALE: AS NOTED				SHEET OF	
00	ISSUED FOR TENDER (N.I.C.)	05/04/17	WC	CITY DRAWING NUMBER	
NO.	REVISIONS	DATE	BY	DATE	05/04/04