
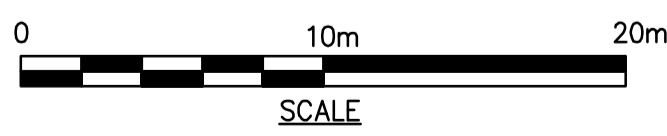
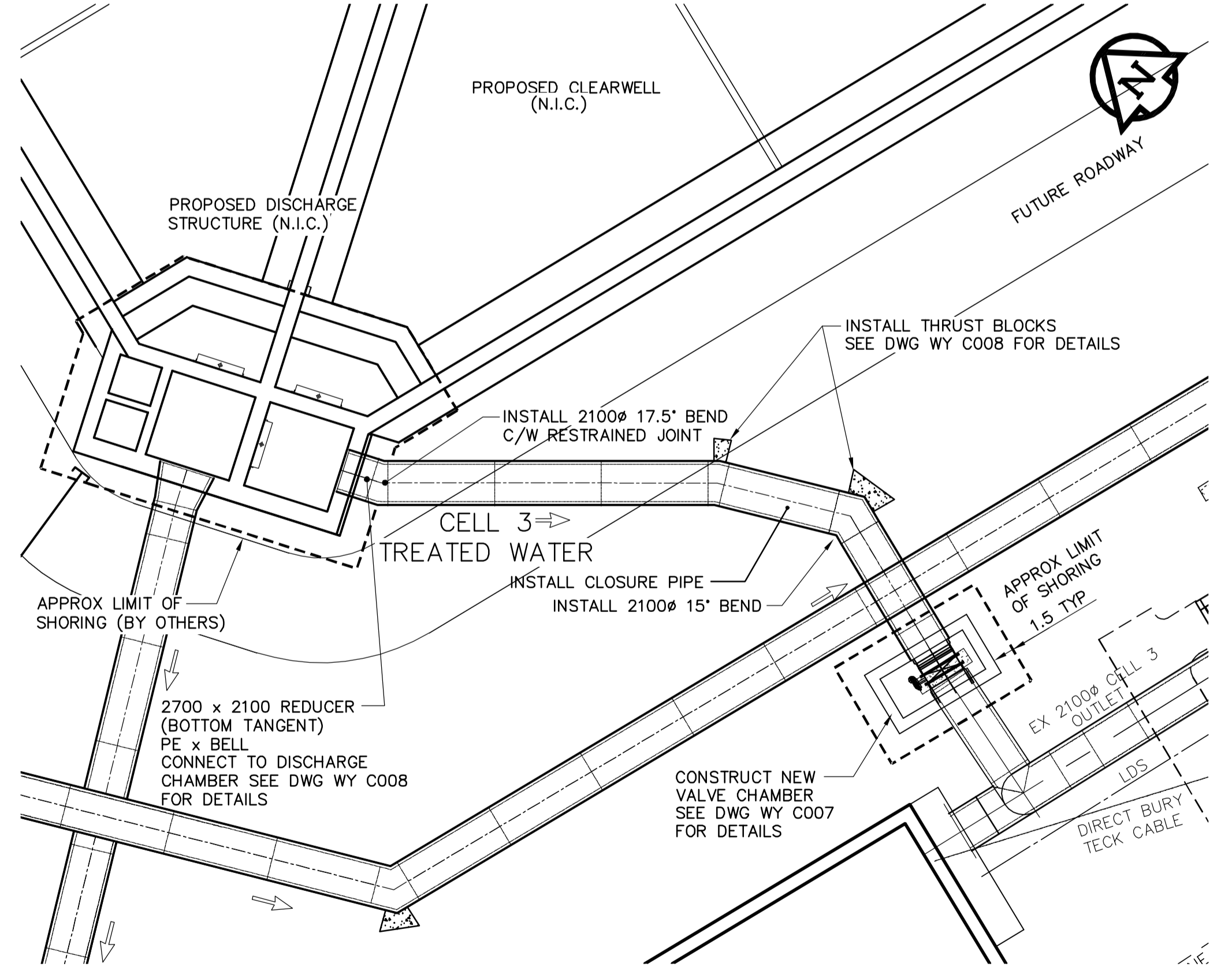
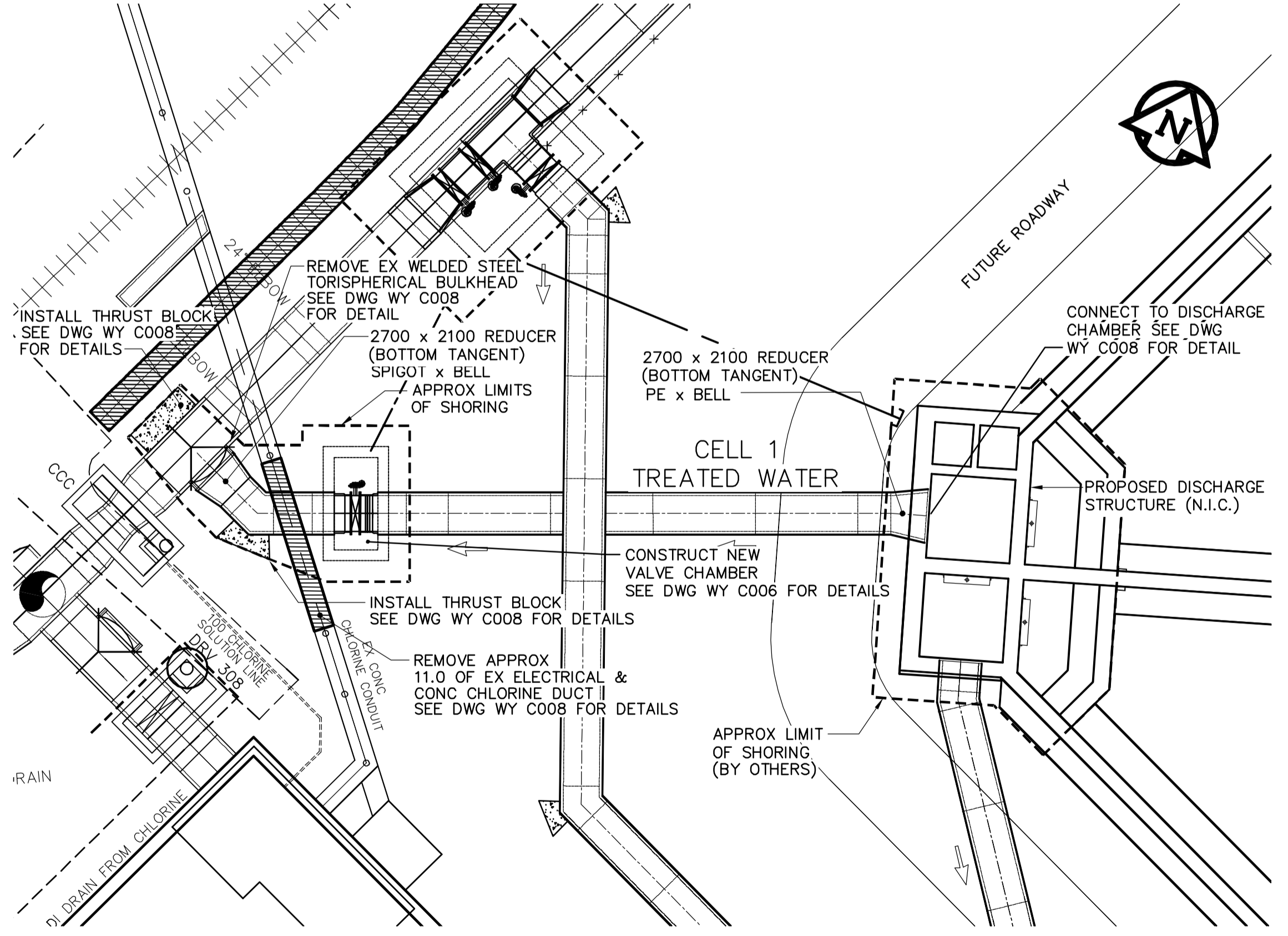


CHAINAGE ALONG CL OF 2133Ø PIPE

CHAINAGE ALONG CL OF 2133Ø PIPE



B.M. ELEV.				ENGINEER'S SEAL	
		© 2005 UMA ENGINEERING LTD. ALL RIGHTS RESERVED.		ORIGINAL SIGNED BY C. C. MACEY 2005/04/14	
DESIGNED BY: MGM		CHECKED BY: CCM		THE CITY OF WINNIPEG WATER AND WASTE DEPARTMENT ENGINEERING DIVISION	
DRAWN BY: Wjd		APPROVED BY: Bryan Weber		WINNIPEG WATER TREATMENT PROGRAM CONSTRUCTION OF YARD PIPING AND VALVE CHAMBERS	
O ISSUED FOR TENDER 05/04/14 Wjd A ISSUED FOR REVIEW 05/04/06 Wjd		HOR. SCALE: 1:250 VERTICAL SCALE: 1:50		CITY FILE NUMBER SHEET 1 OF 1	
NO. REVISIONS		RELEASED FOR CONSTRUCTION BY: R. A. Sorokowski DATE: April 17, 2005		CITY DRAWING NUMBER 1-0601Y-C-C0004-001-00D	
		DATE: 2005/03/24		CIVIL - CELL 1 & CELL 3 TREATED WATER PLAN & PROFILE - CLEARWELL DISCHARGE CHAMBER TO EXISTING TREATED WATER CONNECTIONS	