









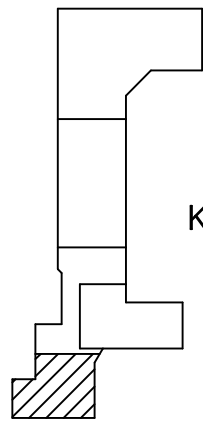
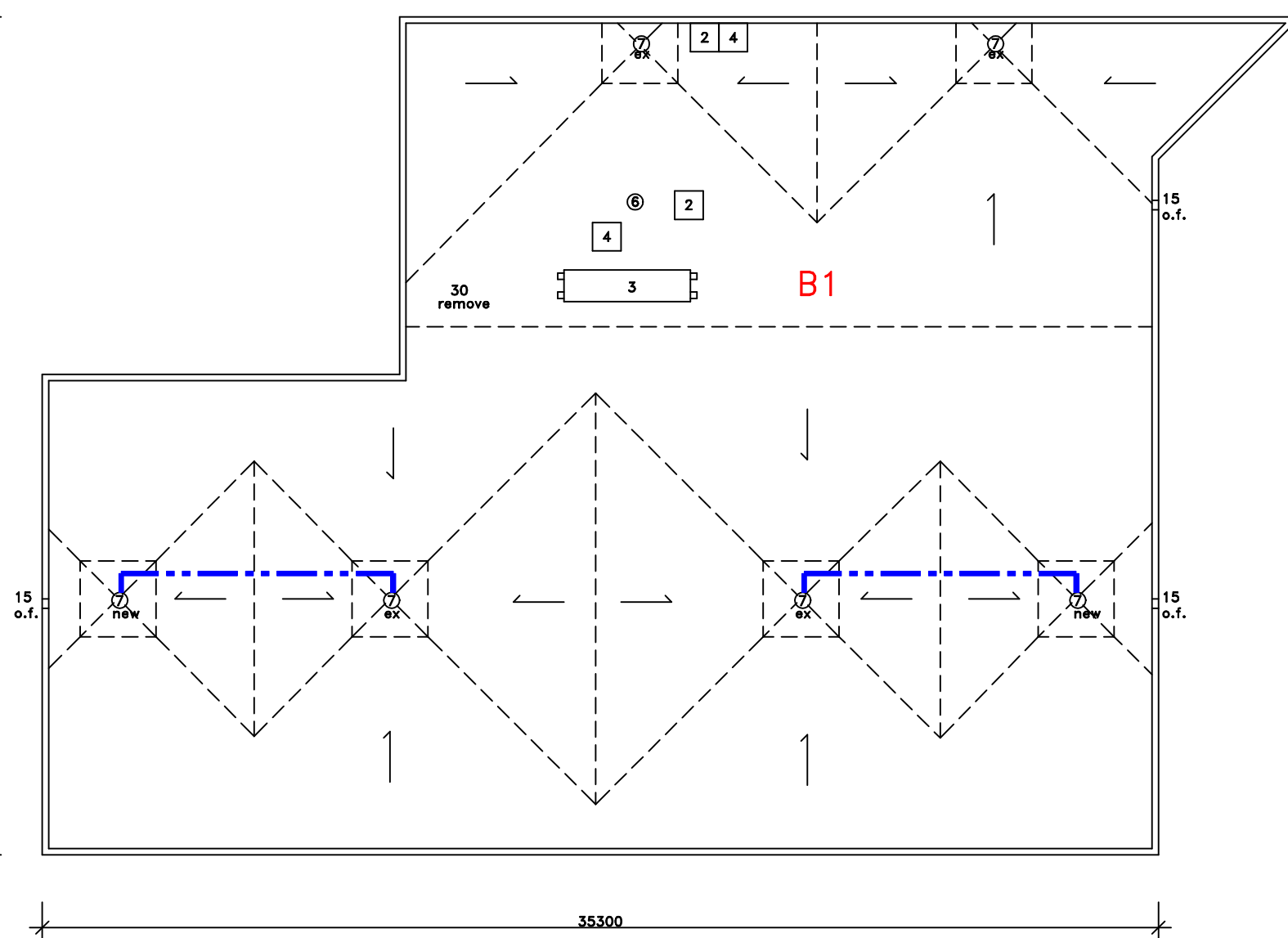
GRAPHIC LEGEND

- Parapet 
- Gravel stop 
- Gas line 
- Control joint 
- Expansion joint 
- New insulated drain pipe 
- Photo vantage point 
- Area Label 
 - area
 - no. of stories

☒ = attic vent X = leak

KEYNOTE LEGEND

- 1 core sample
- 2 chimney
- 3 AC unit
- 4 vent hood
- 5 ventilator
- 6 vent pipe
- 7 roof drain
- 8 skylight
- 9 eavestrough
- 10 firewall
- 11 antenna
- 12 ladder
- 13 stub column
- 14 roof hatch
- 15 scupper
- 16 pitch box
- 17 HVAC unit
- 18 capped curb
- 19 flag pole
- 20 electrical mast
- 21 cooling tower
- 22 splash pad
- 23 splash pan
- 24 downspout/rainwater leader
- 25 back slope
- 26 cant
- 27 increase slope to drain
- 28 cricket
- 29 parapet/wide flashing
- 30 life line anchor



Key Plan

Roof Area B1 = 817 Sq.m.

B1 Construction (2024)

- steel deck
- 1/2" DensDeck
- SBS vapor barrier
- 2% sloped type 2 EPS min 2"
- 2" fiberglass face polyisocyanurate
- 1/2" DensDeck
- SBS base
- SBS cap

Notes:

- .01 Contractor is responsible for site verifications of all dimensions
- .02 Drawings are not to be scaled for estimating purposes
- .03 All areas given are approximate
- .04 Contractor is responsible for site verification of existing roof constructions
- .05 Contractor is responsible for insuring that all scupper downpipes and drain line exit locations are clear of any wall obstructions such as windows, gas lines etc. Sloped insulation layout is to be adjusted accordingly.

Stated scale is when in 11x17 format



Agassiz Consulting Group Ltd.

Box 41, Warren, Manitoba R0C 3E0
Office Phone: (204) 383-5538

Project: WFPS Garage – Area B1
2546 McPhillips
Winnipeg, MB

Date: September 7, 2023

Drawing No. R-2

File no: 4247-23 Scale: 1:200