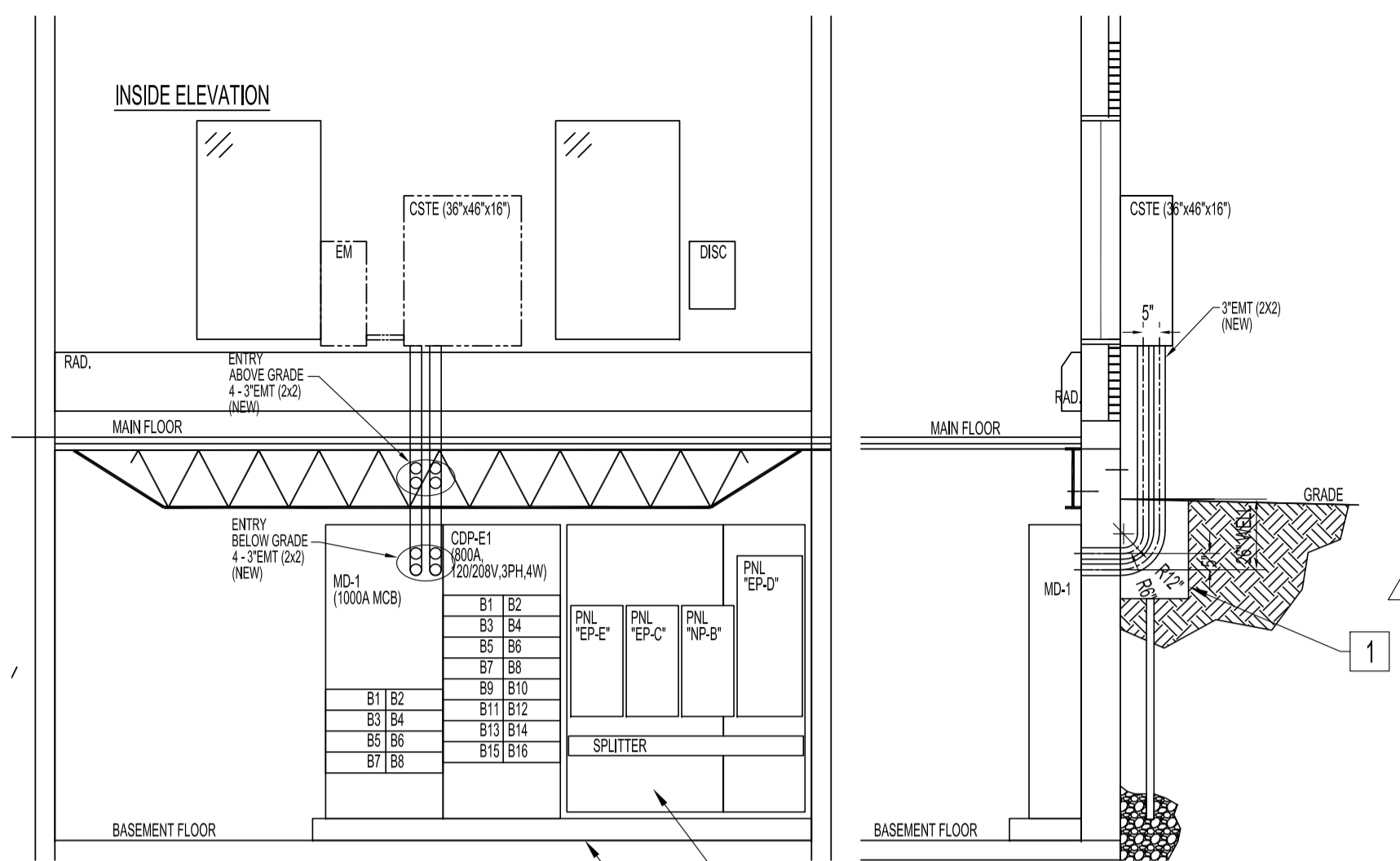
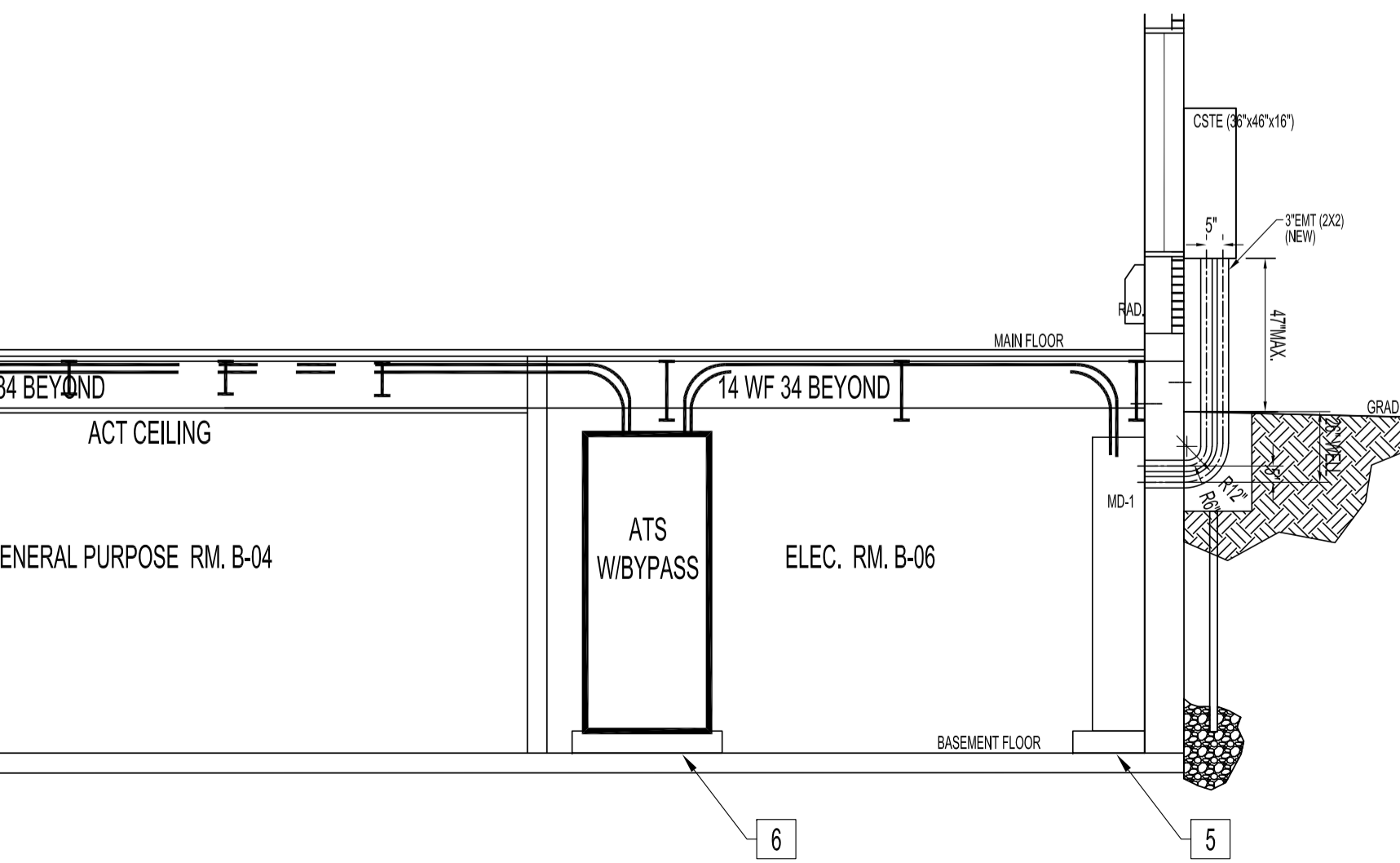
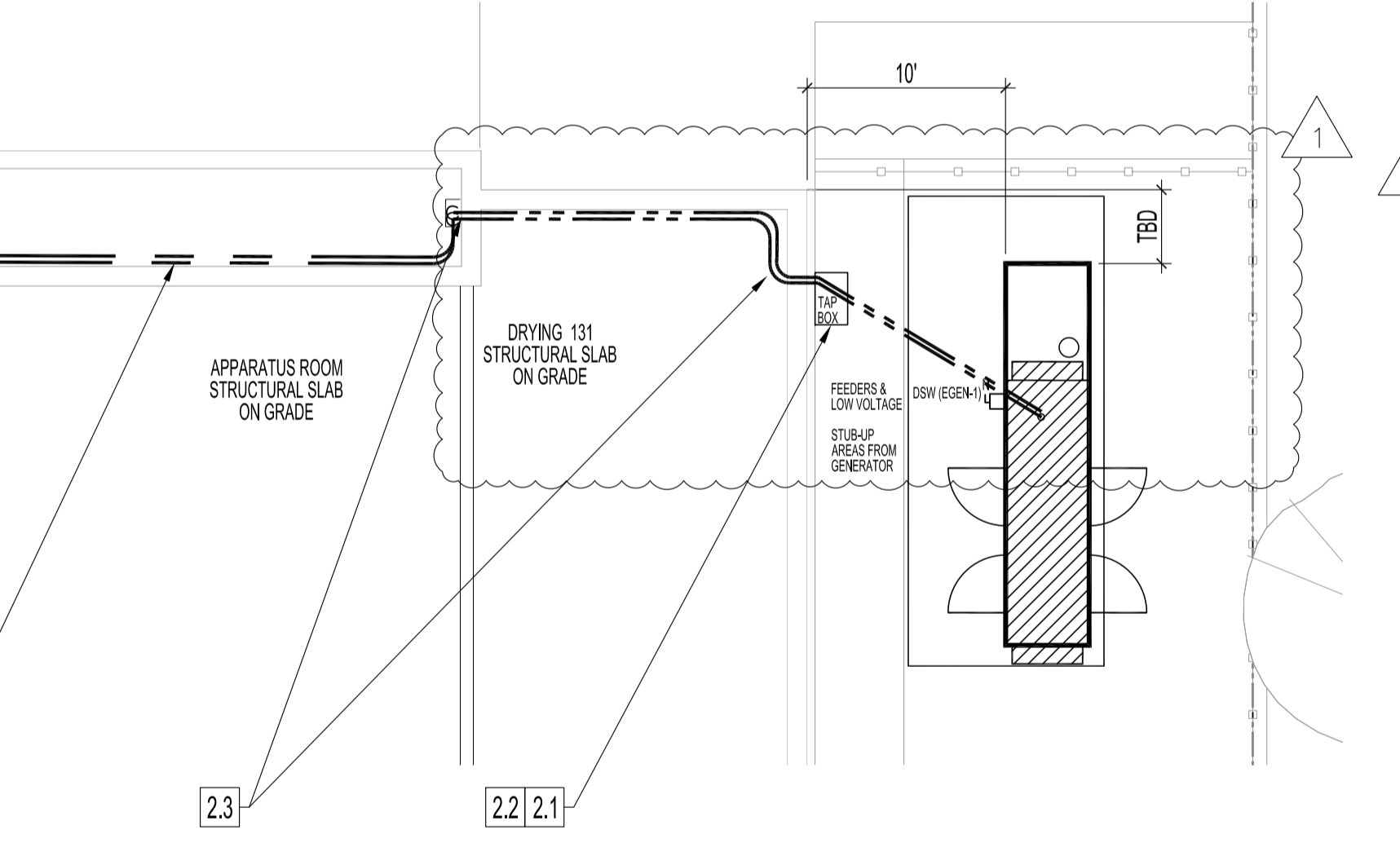


**BASEMENT FLOOR PLAN - RENOVATION**  
EMERGENCY GENERATOR & PARTIAL SITE PLAN SHOWN FOR CLARITY  
SCALE: 1/8"=1'-0"



**ELEVATION VIEW "B" (RENOVATION)** SCALE: 1/4"=1'-0"  
**ELEVATION VIEW "B", X-SECTION (RENOVATION)** SCALE: 1/4"=1'-0"

EMERGENCY SIGN AND LIGHTING SCHEDULE					
TAG	DESCRIPTION	MANUFACTURER	CATALOG No.	VOLTS	BRANCH CIRCUIT
EBB-2	INTEGRAL ZONE SENSING CONTROL PANEL/BATTERY UNIT W/ 2-LAMP, SHELF	AIMLITE	EBST-ZNSC-12V-200-2MB-LED-120-A1-ZTS-ZPL	120V - 12V	AS SHOWN
EM	RUNNING MAN SIGN	AIMLITE	RPST-U-M-WHT	120/247VAC	AS SHOWN
RL	DOUBLE REMOTE LAMP	AIMLITE	RMMB-2-12-3-TL-WHT	12V	AS SHOWN
LD	LOW PROFILE LED 4" WRAPAROUND WITH AIRCRAFT CABLE SUSPENSION	ACUITY	BLWP4 60L ADSMT GZ10 LP840 JOTVIX15 WITH BLWPCG36 F2	MVOLT	AS SHOWN
SSM	SENSOR SWITCH JOT ENABLED WIRELESS SOLUTION	ACUITY	SPDMRA JOT		



**BUILDING SECTION "A-A" (RENOVATION)**  
MAIN FLOOR INTERIOR WALLS NOT SHOWN  
SCALE: 1/4"=1'-0"

**ELECTRICAL RENOVATION NOTES "X"**

ALSO SEE GENERAL NOTES & SPECIFICATIONS.  
ALL EXISTING/REWORK ELECTRICAL COMPONENTS & SYSTEMS SHALL MADE COMPLIANCE TO THE 2021 CANADIAN ELECTRICAL CODE, PART I, 25TH EDITION (NOTED AS "CODE") ADOPTED BY THE WINNIPEG ELECTRICAL BY-LAW NO. 72/2022. THIS INCLUDES ABANDONED WIRES, CABLES, CONDUITS & ITS SUPPORTS SHALL BE REMOVED. DO NOT DISTURB OR DISCONNECT ANY WIRING & CABLING IN AREA OF WORK REQUIRED FOR OTHER AREAS.

- PROVIDE EXTERIOR WELL, EXPANDED METAL WELL COVER, DRAINAGE TO WEeping TILES.
  - PROVIDE (4) 3" EMT (2X2 MATRIX) BELOW GRADE FROM EXISTING CSTE LOAD SIDE TO (MD-1) AS SHOWN. SCAN CONCRETE WALL & MARK REBAR LOCATIONS TO ELIMINATE CUTTING INTO REBARS. CORED HOLES SHALL BE WATER-TIGHT USING LINK-SEAL.
  - CORED HOLE LOCATIONS/CONDUITS SHALL SUIT CSTE (PREFER PLUMB) WITH-RESPECT-TO (MD-1). CONFIRM WITH CONTRACT ADMINISTRATOR AT AWARD.
- GENERATOR
  - PROVIDE (TAP BOX), REFER TO ELECTRICAL SPEC. DRAWING.
    - SECURELY WALL MOUNT TO EXTERIOR WALL WITH TOP AT 6'-0" ABOVE FINISHED GRADE & 8" FROM WINDOW OPENING TO ALLOW FOR A SAFE CONNECTION DURING LOAD TEST.
  - PROVIDE U/G CONDUCTOR PATHWAYS FROM GENERATOR ELECTRICAL GLAND & STUB-UP AREA TO INSIDE (TAP BOX).
  - (TAP BOX) EXIT CONDUCTOR PATHWAYS ENTER INTO DRYING RM. 131 & RUN SECURELY BETWEEN ROOF DECK JOISTS THROUGH DRYING RM. 131 EAST WALL & RUN TIGHT AGAINST WALL ON APPARATUS SIDE DOWN THROUGH FLOOR INTO BASEMENT PIPE CHASE. PROVIDE WALL-MOUNTED LOW-PROFILE U-SHAPE GALVANIZED METAL SHROUD TO FULLY PROTECT CONDUCTORS.
  - PROVIDE CONDUCTOR PATHWAYS USING SECURELY CEILING-MOUNTED UNISTRUTS/COMPONENTS IN PIPE CHASE.
  - RUN CONDUCTORS OUTSIDE PIPE CHASE ONTO TOP OF OWSJ & BETWEEN STEEL DECK FLUTES INTO ELECTRICAL ROOM B06 TO (ATS) UPPER CABINET CABLE ENTRANCE.
  - CONTROL CABLING IN 3/4" EMT TO WALL-MOUNTED DIGITAL GENSET CONTROLLER AT WATCHDESK 109.
- WIRE FROM (ATS) TO (MD-1).
- PROVIDE 4'X8'X3/4" THICK PLYWOOD SHEETS PAINTED WITH GREY FIRE RETARDANT PAINT TO COVER FULL WALL AREA BESIDE (CDP-E1).
- PROVIDE 6" HIGH CONCRETE HOUSEKEEPING PAD TO EXTEND TO WEST WALL.
- PROVIDE 6" HIGH CONCRETE HOUSEKEEPING PAD FOR (ATS), LOCATION TBD.
- PROVIDE NEW PANELBOARDS, CIRCUIT BREAKERS & RE-CIRC PER PANEL SCHEDULE AS REFERENCE BUT SHALL FIELD SUIT PER EXISTING CONDITIONS.
- REPLACE EXISTING WALL-MOUNTED TRANSFORMER WITH NEW (SEE DRAWING E9.0 SPEC), PROVIDE NEW WALL BRACKET TO SUIT. INSTALL WIRE PER CODE. REWIRE LOAD SIDE WITH EXISTING TECK90. PROVIDE NEW FEEDERS TO (CDP-EP1) PER SLD. GROUND PER CODE.
- PROVIDE EMERGENCY BATTERY BANK (EBB-3) 2-HEAD UNIT WITH NEW INTEGRAL ZONE SENSING CONTROL PANEL/BATTERY/2-LAMP UNIT. WIRE TO MONITOR LIGHTING CIRCUIT IN AREA FOR EACH ZONE. WIRE TO NEW RUNNING MAN EXIT SIGNS & 2-HEAD REMOTE EMERGENCY LAMPS.
- PROVIDE COMBINATION 120V SMOKE/CARBON MONOXIDE DETECTORS (PE/CO) WITH BATTERY BACKUP. CEILING MOUNTED 18" MINIMUM CLEARANCE FROM VENTS & COMPONENTS. INTERCONNECT ALL TO LOCALLY ALARM WITH REQUIRED CONTROLS TO EXISTING RELAY BOX ABOVE PANEL "EP-A" IN APPARATUS RM.
- PROVIDE CEILING MOUNTED HEAT DETECTORS. INTERCONNECT WITH COMBINATION 120V SMOKE/CARBON MONOXIDE DETECTORS (PE/CO).
- REPLACE (2) LUMINAIRES, LIGHT SWITCH & FACEPLATE WITH NEW:
  - THREE (3) TYPE "U" SUSPENDED HEIGHT AS PER EXISTING, CENTERED IN ROOM.
  - SENSOR SWITCH
  - NEW STAINLESS STEEL FACEPLATE.
  - WIRE TO EXISTING CIRCUIT WITH ACUITY JOT ENABLE WIRELESS SOLUTION.

**GENERAL NOTES:**

1. REFER TO DRAWING E1.0 & SPECIFICATIONS.

No.	REVISION/DESCRIPTION	BY	DATE
1	ISSUED FOR ADDENDUM 1	DTA	2022.12.15
0	ISSUED FOR CONSTRUCTION	DTA	2022.11.03



DRAWN	DATE	CHECKED	DATE	DESIGNED	DATE	APPROVED
	2022.10.24	USER				

THE CITY OF WINNIPEG  
PLANNING, PROPERTY AND  
DEVELOPMENT DEPARTMENT  
MUNICIPAL ACCOMMODATIONS DIVISION  
3-65 GARRY STREET, R3C 4K4

PROJECT  
WINNIPEG FIRE PARAMEDIC SERVICES  
FIRE STATION #1  
ELECTRICAL SERVICE UPGRADE AND EMERGENCY GENERATOR  
65 ELLEN STREET BID OPP: 805-2022

SHEET TITLE  
BASEMENT FLOOR PLAN  
ELECTRICAL - RENOVATION  
POWER AND SYSTEMS

SCALE AS SHOWN PROJECT No: 2019-150-01 SHEET No: E3.0-R1