

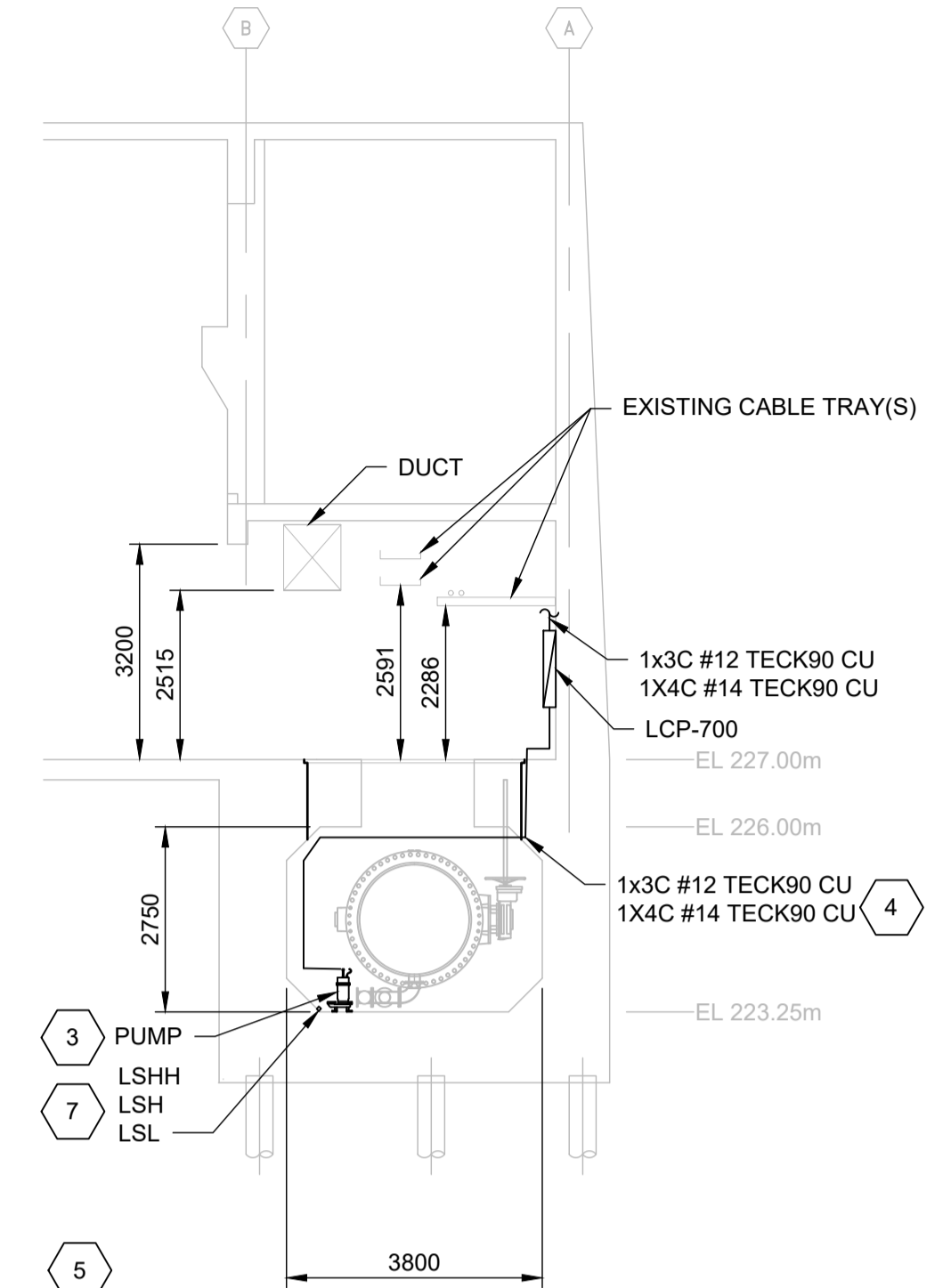
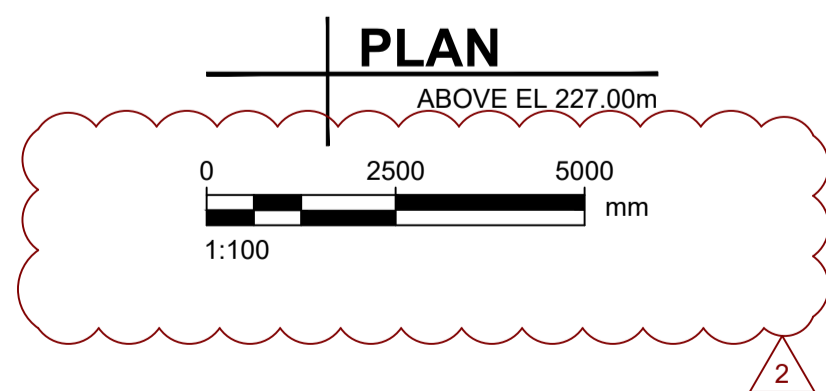
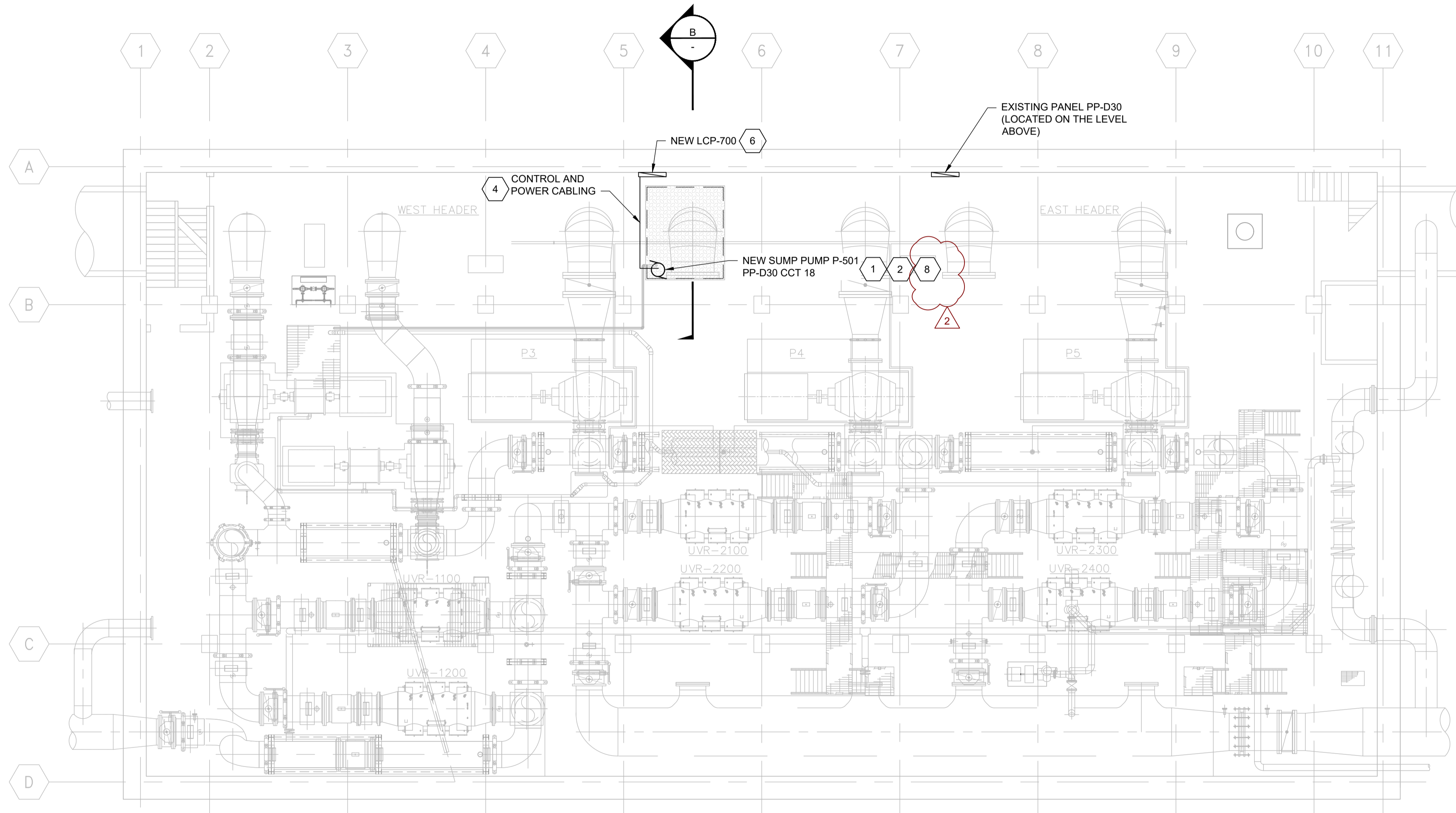
**GENERAL NOTES:**

1. THE ELECTRICAL CONTRACTOR SHALL OBTAIN ALL PERMITS AND IS RESPONSIBLE FOR ALL SCHEDULING, ALL REQUIRED INSPECTIONS FOR THE PERMIT, AND ASSOCIATED COSTS. THE ELECTRICAL SYSTEM SHALL BE INSTALLED IN ACCORDANCE WITH THE LATEST APPROVED CANADIAN ELECTRICAL CODE, MBC, MEBC, AND LOCAL AUTHORITY LAWS.
2. THE CONTRACTOR SHALL SUPPLY A PDF OF SHOP DRAWINGS FOR REVIEW BY THE CONSULTANT PRIOR TO INSTALLATION/PURCHASE. REFER TO DIVISION 26 SPECIFICATIONS FOR ADDITIONAL SUBMITTAL REQUIREMENTS.
3. THE CONTRACTOR SHALL PREPARE OPERATION/MAINTENANCE MANUALS IN ACCORDANCE WITH THE SPECIFICATIONS.
4. ALL WIRING, CONDUIT, AND TECK CABLE SHALL BE INSTALLED ON THE SQUARE, PARALLEL WITH THE BUILDING LINES. WIRING SHALL NOT BE INSTALLED ON THE DIAGONAL.
5. THE LOCAL INSPECTION AUTHORITY SHALL HAVE JURISDICTION WITH RESPECT TO THE INSTALLATION. CONTRACTOR IS NOT PERMITTED TO SELF-CERTIFY INSPECTIONS. ALL INSPECTIONS SHALL BE COMPLETED BY THE AUTHORITY HAVING JURISDICTION (AHJ).
6. THE ELECTRICAL CONTRACTOR SHALL INSTALL AND TERMINATE ALL WIRING, INCLUDING WIRING AND TERMINATION OF ELECTRICAL AND CONTROL EQUIPMENT PROVIDED BY THE OWNER AND OTHER TRADES. WIRING SHALL INCLUDE ALL JUNCTION BOXES, WIRE CONNECTORS AND ANCILLARY DEVICES FOR A COMPLETE AND FUNCTIONAL CONNECTION.
7. JUNCTION BOXES SHALL BE NEMA 4X AS INSTALLED. ALL CONNECTORS SHALL BE NEMA4X OR GREATER.
8. DISCONNECT AND FUSED SWITCHES SHALL BE HEAVY-DUTY INDUSTRIAL GRADE, WATER PROOF, NEMA 4X QUICK MAKE, QUICK BREAK WITH FUSES SIZED TO MATCH LOAD (AS PER CODE).

10. ALL CONDUCTORS SHALL BE SIZED ACCORDING TO THE ELECTRICAL CODE. WHERE THE MAXIMUM NUMBER OF WIRES IS BEING INSTALLED IN A CONDUIT, THE NEXT SIZE OF CONDUIT SHALL BE USED.
11. WHERE CONDUITS AND/OR CABLES PENETRATE THROUGH CONCRETE BELOW GRADE, STEEL SLEEVES SHALL BE PROVIDED. LINK-SEAL SHALL BE USED AS A SLEEVE SEAL.
12. ALL CONDUIT AND CABLES SHALL BE PROPERLY SUPPORTED.
13. ALL CABLES SHALL MEET OR EXCEED FT4 FLAME TESTING STANDARDS.
14. COORDINATE ALL INSPECTIONS WITH THE AHJ AND THE ENGINEER OF RECORD.

**KEYNOTES:**

1. FIELD RUN POWER CABLE FROM PANEL PP-D30 TO PUMP CONTROL PANEL. PATH TO BE APPROVED BY RESIDENT ENGINEER PRIOR TO PURCHASE OF CABLE LENGTH AND INSTALLATION.
2. COORDINATE WITH MECHANICAL EQUIPMENT SUPPLIER TO ENSURE SUFFICIENT CABLE LENGTHS FOR LEVEL SWITCHES AND PUMP.
3. SUMP PUMP NOT DRAWN TO SCALE FOR CLARITY.
4. SURFACE RUN TECK CABLE HORIZONTALLY ALONG THE WEST AND SOUTH WALLS OF THE VALVE VAULT BEFORE PENETRATING UPWARDS. REFER TO SPECIFICATIONS FOR MOUNTING REQUIREMENTS TO CONCRETE WALLS.
5. VALVE VAULT SHALL BE CONSIDERED A WET LOCATION UP TO 1220mm FROM TOP OF CONCRETE.
6. SUMP PUMP MONITORING SIGNALS TO BE CONNECTED TO EXISTING PLC PANEL. COORDINATE TERMINATION TO I/O CHANNELS WITH OWNER.
7. PROVIDE MOUNTING BRACKET FOR LEVEL SWITCHES. REFER TO CIVIL DETAIL DRAWING 1-601D-C0003-01 FOR SLOPE OF SUMP PIT.
8. PROVIDE NEW GFCI RECEPTACLE COMPLETE WITH WET-WHILE-IN-USE COVER. RECEPTACLE TO BE CONTROLLED BY SUMP PUMP PANEL. REFER TO DRAWING 1-601D-E0003.




**ENGINEERS GEOSCIENTISTS MANITOBA**  
 Certificate of Authorization  
 AECOM Canada Ltd.  
 No. 4671 Date: 2022/09/06

TENDER NO. 640-2022

NO.	REVISIONS	DATE	DESIGN	CHECK
02	ISSUED FOR ADDENDUM 1	2022/09/06	CR	KG
01	ISSUED FOR CONSTRUCTION	2022/08/17	CR	SS
00	ISSUED FOR 90%	2022/07/20	CR	SS

**AECOM**

DESIGNED BY: CR CHECKED BY: SS  
 DRAWN BY: TW APPROVED BY: CR  
 SCALE: AS NOTED RELEASED FOR CONSTRUCTION BY: JESSICA McCOMBE  
 DATE: 2022-08-17 DATE: 2022-08-18  
 CONSULTANT NO.: E-001



**THE CITY OF WINNIPEG**  
 WATER AND WASTE DEPARTMENT  
 ENGINEERING SERVICES DIVISION

WINNIPEG WATER TREATMENT PLANT  
 DEACON BOOSTER PUMPING STATION  
 ELECTRICAL  
 SUCTION HEADER SPLIT  
 PLAN AND SECTION

CITY DRAWING NUMBER: 1-0601D-E0001-001  
 SHEET: 009 REV: 02 SIZE: A1

**METRIC**  
 WHOLE NUMBERS INDICATE MILLIMETRES  
 DECIMALIZED NUMBERS INDICATE METRES