
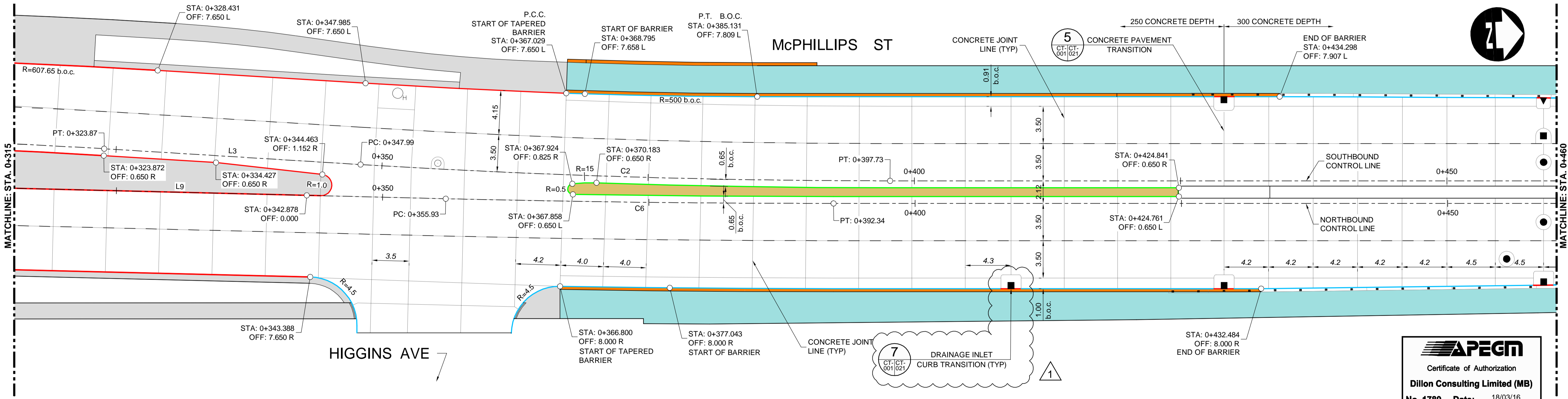
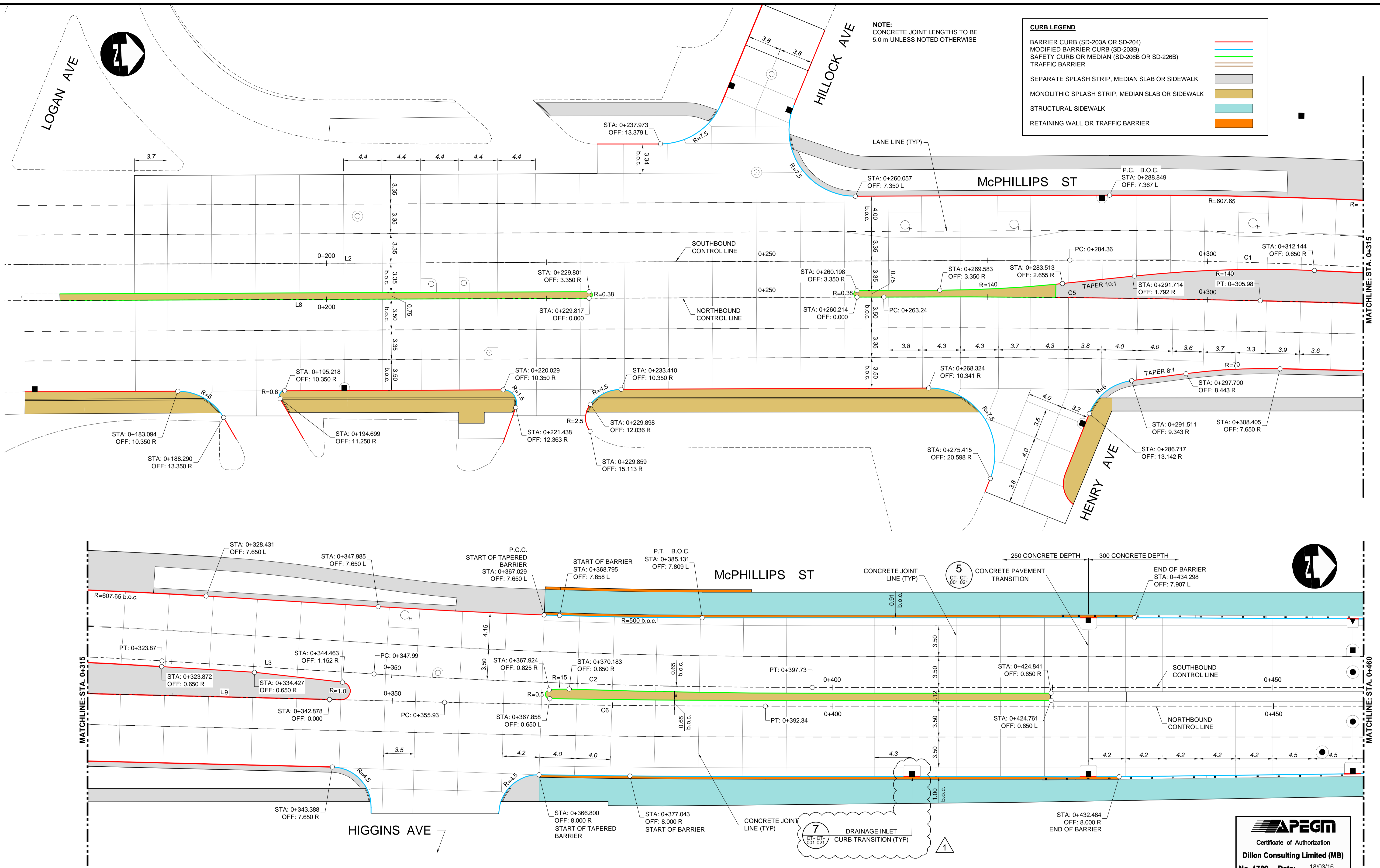


LOGAN AVE



NOTE:
CONCRETE JOINT LENGTHS TO BE
5.0 m UNLESS NOTED OTHERWISE

CURB LEGEND	
BARRIER CURB (SD-203A OR SD-204)	
MODIFIED BARRIER CURB (SD-203B)	
SAFETY CURB OR MEDIAN (SD-206B OR SD-226B)	
TRAFFIC BARRIER	
SEPARATE SPLASH STRIP, MEDIAN SLAB OR SIDEWALK	
MONOLITHIC SPLASH STRIP, MEDIAN SLAB OR SIDEWALK	
STRUCTURAL SIDEWALK	
RETAINING WALL OR TRAFFIC BARRIER	



G:\CAD\176152\Drawings\Roadworks\Contract\176152-CON-CT-GEOMETRY-JOINTS.dwg

APEGM
Certificate of Authorization
Dillon Consulting Limited (MB)
No. 1789 Date: 18/03/16

UNDERGROUND STRUCTURES		B.M. ELEV.	DESIGNED BY	RTP		ENGINEER'S SEAL		THE CITY OF WINNIPEG PUBLIC WORKS DEPARTMENT				
SUPY. U/G STRUCTURES	DATE		DRAWN BY	TJH					2018 REGIONAL STREET RENEWAL PROJECT			
LOCATION OF UNDERGROUND STRUCTURES AS SHOWN ARE BASED ON THE BEST INFORMATION AVAILABLE, BUT NO GUARANTEE IS GIVEN THAT ALL EXISTING UTILITIES ARE SHOWN OR THAT THE GIVEN LOCATIONS ARE EXACT. CONFIRMATION OF EXISTENCE AND EXACT LOCATION OF ALL SERVICES MUST BE OBTAINED FROM THE INDIVIDUAL UTILITIES BEFORE PROCEEDING WITH CONSTRUCTION.			CHECKED BY	TS					McPHILLIPS STREET RECONSTRUCTION AND UNDERPASS STRUCTURAL IMPROVEMENTS		CITY DRAWING NUMBER	P-3492-2018-CT-001
			APPROVED BY	TJP					LOGAN AVENUE TO JARVIS AVENUE		SHEET	001 OF 022
			HOR. SCALE	1:200	CONTROL LINE GEOMETRY AND JOINT LAYOUT (1 OF 2)		CONSULTANT DRAWING NUMBER		CT-001			
			VERTICAL	-	RELEASED FOR CONSTRUCTION	CONSULTANT PROJECT NUMBER	17-6152					
			NO. REVISIONS	DATE	DATE							