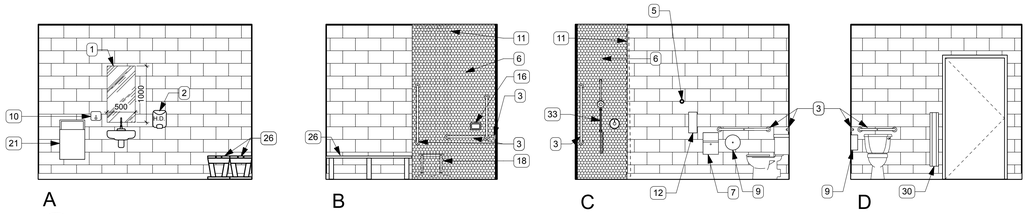

1 A7-01 UNIVERSAL CHANGE RM 113
1:50

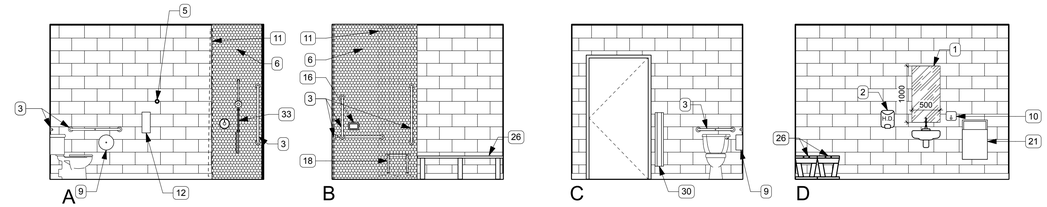

2 A7-01 UNIVERSAL CHANGE RM 116
1:50

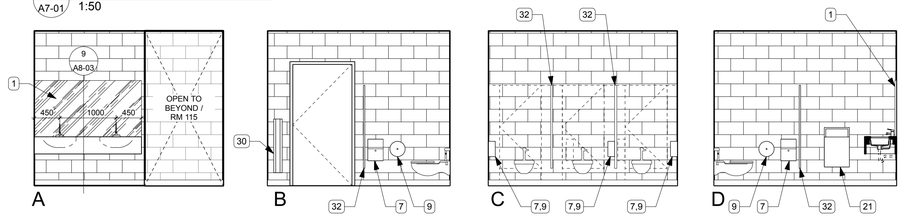

3 A7-01 F W/C RM 114
1:50

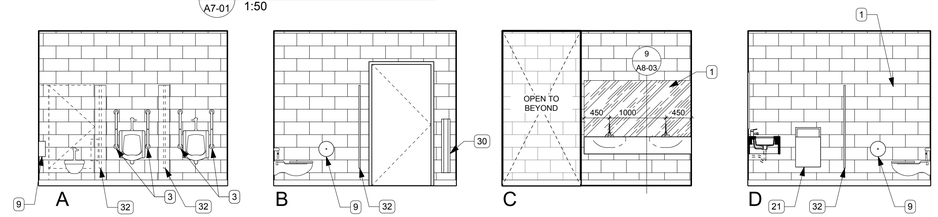

4 A7-01 M W/C RM 117
1:50

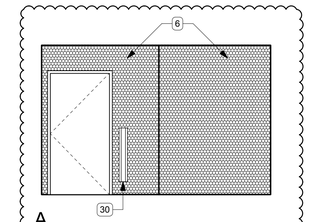

5 A7-01 SHOWER RM 111
1:50

R4

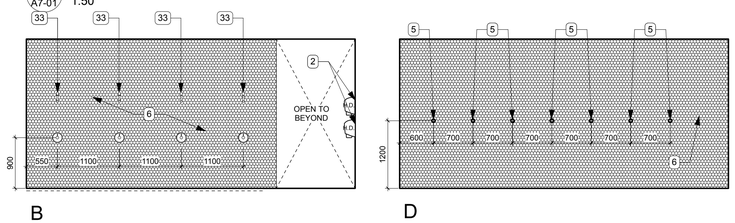

5 A7-01 SHOWER RM 111
1:50

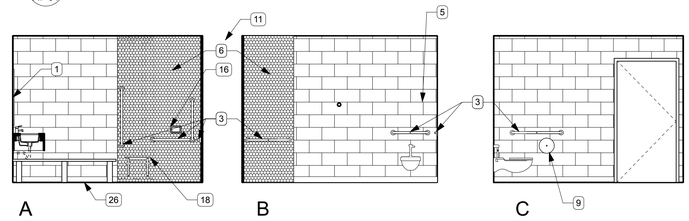

6 A7-01 W/C CHANGE RM 112A (RM 113A sim. / MIRRORED)
1:50

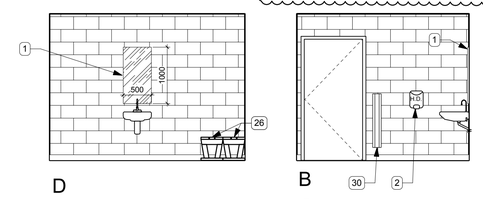

7 A7-01 W/C RM 122
1:50

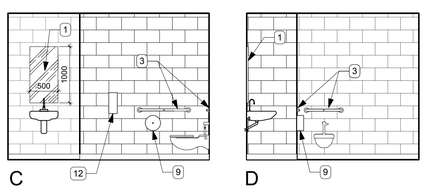

7 A7-01 W/C RM 122
1:50

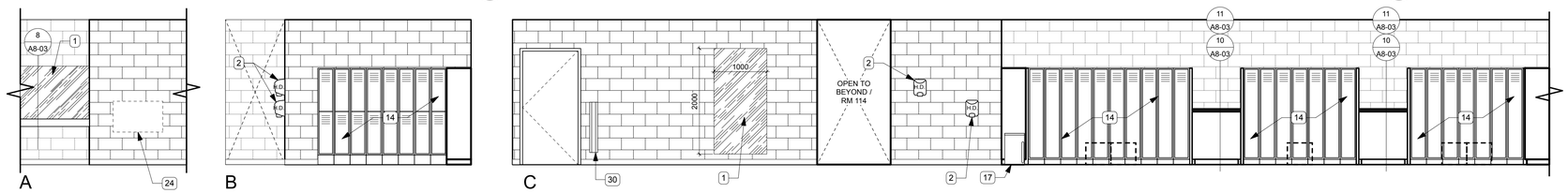

8 A7-01 FEMALE CHANGE RM 115
1:50

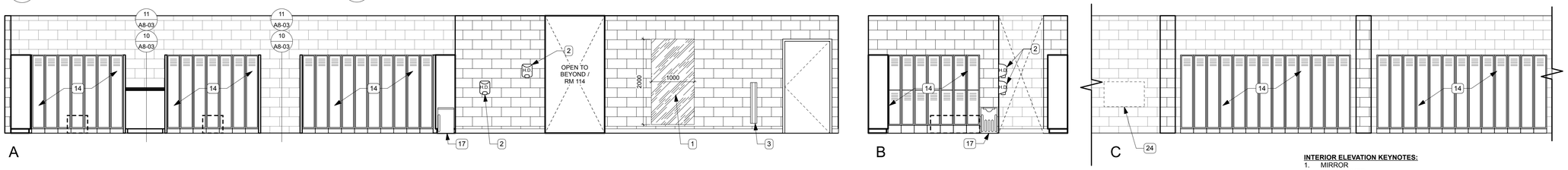

9 A7-01 MALE CHANGE RM 118
1:50

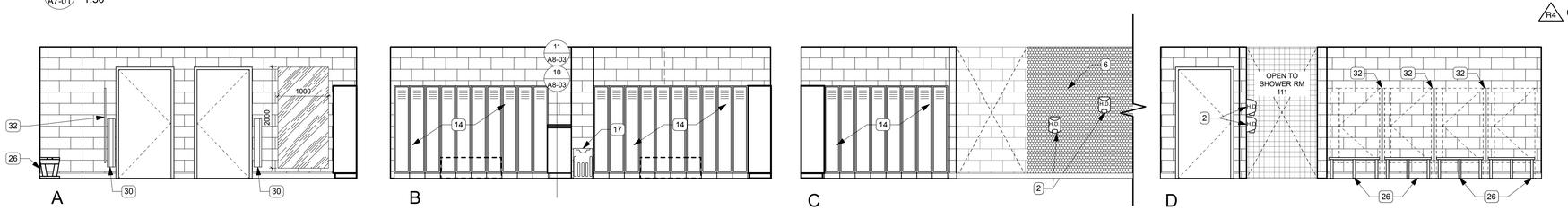

10 A7-01 UNIVERSAL CHANGE RM 110
1:50

INTERIOR ELEVATION KEYNOTES:

1. MIRROR
2. HAND DRYER
3. GRAB BAR
4. LAVATORY, REFER TO MECH
5. HOOK
6. CERAMIC TILE TO U/S OF CEILING
7. SANITARY NAPKIN DISPOSAL
8. STL COL, REFER TO STRUCT
9. TOILET PAPER DISPENSER, N.I.C.
10. SOAP DISPENSER, N.I.C.
11. CURTAIN TRACK W/ SHOWER CURTAIN
12. ACCESSIBLE FOLDING SHELF
13. HOSE BIBB, REFER TO MECH
14. LOCKERS
15. TACKBOARD
16. RECESSED SOAP DISH
17. SWIMSUIT DRYER (NIC) ROUGH-IN ONLY
18. FOLD-UP SEAT
19. MECH GRILLES, REFER TO MECH
20. RECEPTION DESK, REFER TO DETAILS
21. SEMI-RECESSED WASTE RECEPTACLES
22. RECESS IN WD CEILING ABOVE FOR DOOR OPERATOR
23. GWB FINISH
24. BABY CHANGE STATION
25. SEMI-RECESSED FIRE EXTINGUISHER
26. CHANGE BENCH
27. EXPOSED DUCT, REFER TO MECH
28. LIGHT FIXTURE, REFER TO ELEC
29. INFILL W/ SALVAGED BRICK FROM EXIST BUILDING
30. AUTO DOOR OPERATOR
31. LOCKER ROOM BENCH
32. TOILET/URINAL PARTITION
33. SHOWER VALVE & FAUCET, REFER TO MECH
34. WALL MOUNTED HYDRANT, REFER TO MECH
35. FIRE ALARM ANNUNCIATOR PANEL, REFER TO ELEC
36. ALUMINUM PIN MOUNTED SIGNAGE
37. ENTRY GATE SYSTEM
38. ACRYLIC SIGNAGE W/ DOUBLED ACRYLIC BACKER OFFSET ADHERED TO CMU
39. ALUMINUM RAIL, REFER TO PLAN FOR REMOVABLE SECTIONS
40. EXISTING GLAZING TO REMAIN, MODIFY AT MULLION AS REQ'D FOR NEW WALL
41. EXISTING WOOD TO REMAIN
42. EXISTING BRICK TO REMAIN
43. RAMP & RAILING INTO POOL, REFER TO DETAILS

Printed on post-consumer recycled content paper.

This drawing must not be scaled. The contractor shall verify all dimensions and other data on site prior to commencement of work. All discrepancies, errors, and omissions are to be reported to the architect. Drawing and specifications, as instruments of service, are the property of the architect, and when made, must bear his name. All prints to be returned to the architect on request. The copyright to the same being reserved to him. No reproduction may be made without the permission of the architect.

PRAIRIE ARCHITECTS INC.
Creating Sustainable Futures

300 - 141 Bannatyne Ave., Winnipeg, MB, R3B 0R3
telephone | 204.956.0938 **fax** | 204.943.5597
web | www.prairearchitects.ca

issue / rev.

#	date	issue notes
4	2016.08.25	addendum 03
3	2016.07.15	ISSUED FOR CONSTRUCTION
2	2016.06.13	99% REVIEW
1	2015.12.02	Issued for Class 1 Pricing

professional seals

project information

SEVEN OAKS POOL RENOVATION & ADDITION

444 ADSUM DRIVE
WINNIPEG, MB
CANADA

client

CITY OF WINNIPEG
4TH FLOOR - 85 KING ST.
WINNIPEG, MB

drawing information

INTERIOR ELEVATIONS

drawn by: **LW**
approved by: **DF**

scale: **1:50**
date issued: **2016.07.15**
proj. #: **2014.66**
rev. #: **R-0**

SEVEN OAKS POOL RENOVATION & ADDITION
BID OPPORTUNITY NO. 645-2016

A7 01