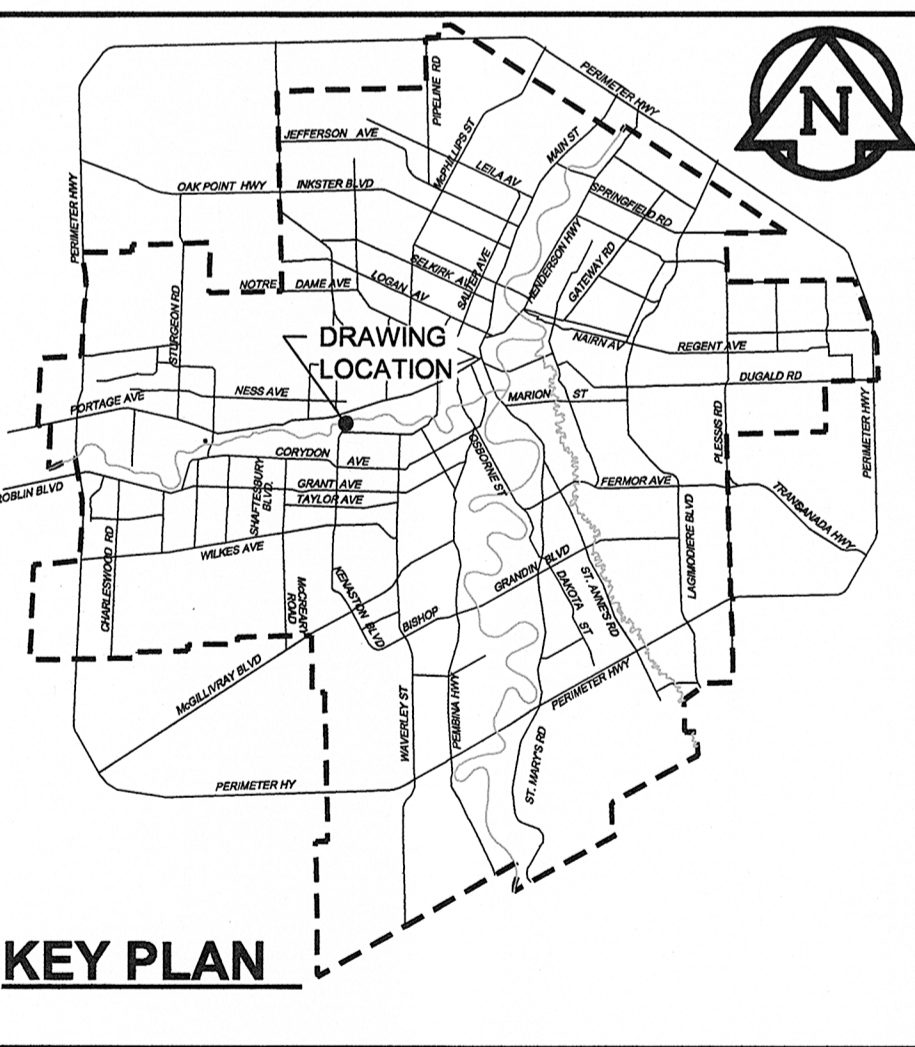
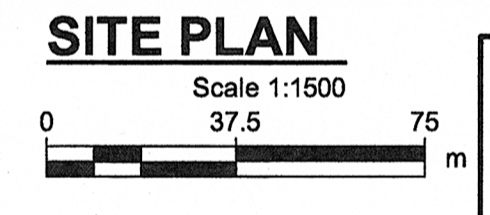
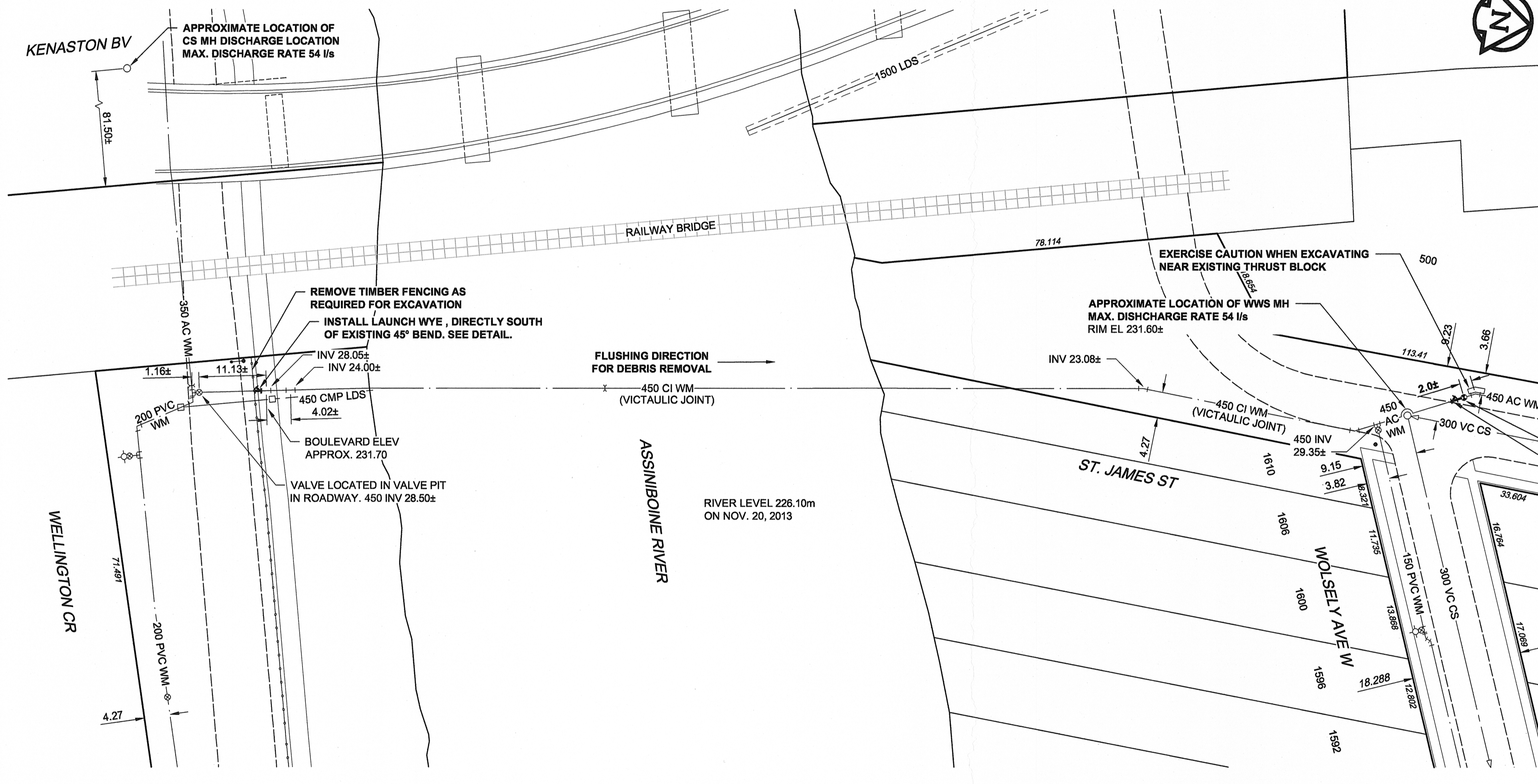
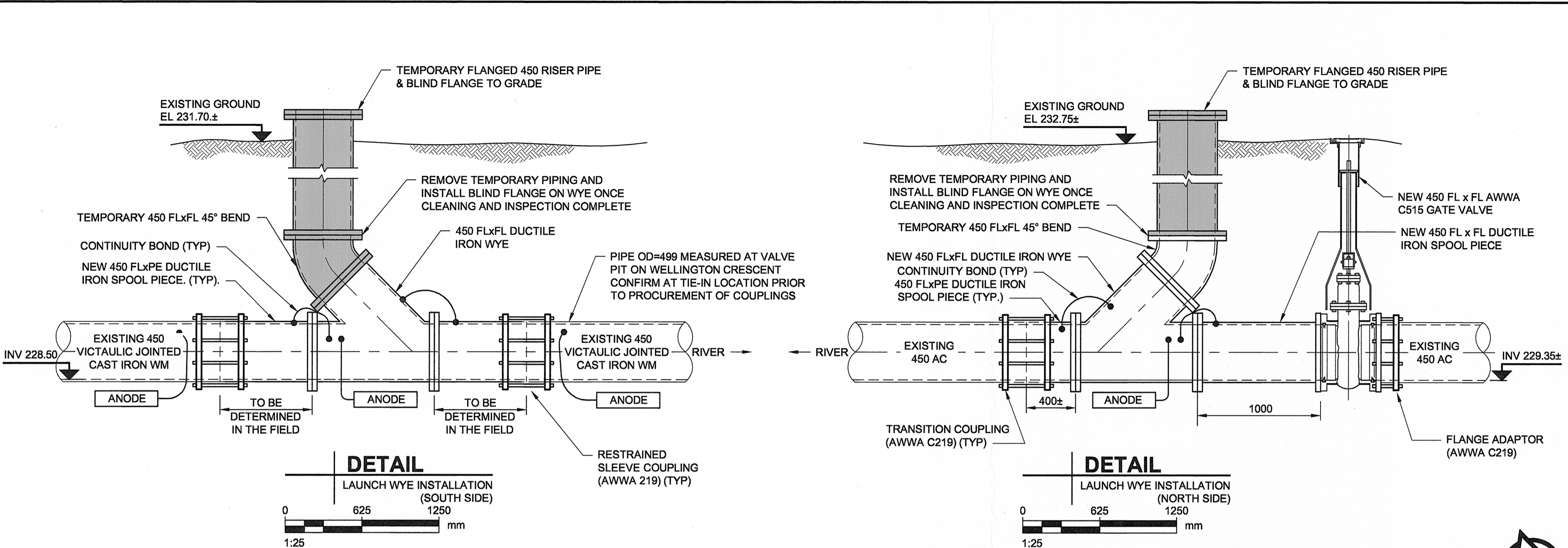


D SIZE 22" x 34" (599mm x 864mm)

PLOT: 5/22/2015 10:04:36 AM

AECOM REVIEW DRET CHK



INSTALL NEW 450 GATE VALVE
INSTALL LAUNCH WYE
SEE DETAIL THIS DRAWING

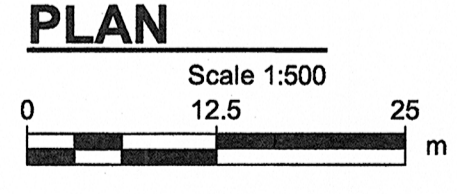
- NOTES:**
- SEQUENCE OF WORK:**
1. LOCATE PIPE, CONFIRM MATERIAL AND OUTSIDE DIAMETER.
 2. ISOLATE CROSSING PIPE (BY CITY) AND PROVIDE TEMPORARY WATER SERVICES TO BUILDINGS ON ST. JAMES STREET.
 3. INSTALL WYE'S & GATE VALVE. (SEE DETAIL THIS DRAWING).
 4. INSTALL TEMPORARY BEND AND PIPE TO ALLOW FOR LAUNCH OF CLEANING PIGS AND INSPECTION TOOLS.
 5. COMPLETE CLEANING, INSPECTION, AND DISINFECTION OF WATERMAIN.
 6. REMOVE TEMPORARY PIPING AND INSTALL BLIND FLANGE ON WYE.
 7. BACKFILL AND RESTORE SITE.
- CONSTRUCTION NOTES:**
1. SEE DRAWING FOR CLEANING AND FLUSHING WATER DISCHARGE MANHOLE LOCATIONS.
 2. RESTORE BOULEVARDS, SIDEWALKS AND ROADWAYS DAMAGED DURING CONSTRUCTION.
 3. ENSURE PIPELINE IS NOT DEWATERED DURING CLEANING AND INSPECTION WORK.

WARNING

IF POWER EQUIPMENT OR EXPLOSIVES ARE TO BE USED FOR EXCAVATION ON THIS PROJECT, THE CONTRACTOR MUST:

- 1) NOTIFY THE GAS COMPANY OF THE PROPOSED LOCATION OF EXCAVATION.
- 2) TAKE PRECAUTION TO AVOID DAMAGE TO GAS COMPANY INSTALLATIONS.

SEE PROVINCIAL REGULATION 140/92 FOR DETAILS



METRIC
WHOLE NUMBERS INDICATE MILLIMETRES
DECIMALIZED NUMBERS INDICATE METRES



BID OPPORTUNITY NO. 289-2015

| EXISTING | LEGEND - PLAN | NEW | EXISTING | LEGEND - PLAN | NEW | EXISTING | LEGEND - PROFILE | NEW |
|----------|---------------------|-----|----------|---------------|-----|----------|---------------------|-----|
| | WATERMAIN | | | CURB STOP | | | WATERMAIN | |
| | HYDRANT | | | REDUCER | | | HYDRANT | |
| | VALVE | | | COUPLING | | | VALVE | |
| | LAND DRAINAGE SEWER | | | ANODE | | | LAND DRAINAGE SEWER | |
| | WASTE WATER SEWER | | | HYDRO | | | WASTE WATER SEWER | |
| | MANHOLE | | | CATCH BASIN | | | MANHOLE | |
| | CURB INLET | | | CULVERT | | | CURB INLET | |
| | PIPE ABANDONMENTS | | | SURVEY BAR | | | PIPE ABANDONMENTS | |
| | LEGEND - PLAN | | | LEGEND - PLAN | | | LEGEND - PROFILE | |

LOCATION APPROVED
UNDERGROUND STRUCTURES

| NO. | REVISIONS | DATE | BY |
|-----|-------------------------|----------|-----|
| 2 | ADDED 450 GATE VALVE | 15/05/22 | WJd |
| 1 | ADDED TEMPORARY PLUG | 15/05/05 | WJd |
| 0 | ISSUED FOR CONSTRUCTION | 15/04/16 | ADL |


NOTE:
LOCATION OF UNDERGROUND STRUCTURES AS SHOWN ARE BASED ON THE BEST INFORMATION AVAILABLE. BUT NO GUARANTEE IS GIVEN THAT ALL EXISTING UTILITIES ARE SHOWN OR THAT THE GIVEN LOCATIONS ARE EXACT. CONFIRMATION OF EXISTENCE AND EXACT LOCATION OF ALL SERVICES MUST BE OBTAINED FROM THE INDIVIDUAL UTILITIES BEFORE PROCEEDING WITH CONSTRUCTION.

| NO. | REVISIONS | DATE | BY |
|-----|-------------------------|----------|-----|
| 2 | ADDED 450 GATE VALVE | 15/05/22 | WJd |
| 1 | ADDED TEMPORARY PLUG | 15/05/05 | WJd |
| 0 | ISSUED FOR CONSTRUCTION | 15/04/16 | ADL |

AECOM

DESIGNED BY: ADB
DRAWN BY: ADL
HOR. SCALE: AS NOTED
VERT. SCALE: N/A

CHECKED BY: [Signature]
APPROVED BY: [Signature]
RELEASED FOR CONSTRUCTION: A. Delaurier
DATE: May 1, 2015



THE CITY OF WINNIPEG
WATER AND WASTE DEPARTMENT

PROVISION OF PIPELINE ACCESS MODIFICATIONS, CLEANING AND SUPPORT SERVICES FOR WATERMAIN RIVER CROSSING INSPECTIONS

SITE 14
ST. JAMES WATERMAIN

SHEET 4 OF 4
CITY DRAWING NUMBER
D-13409
REV 2